

Designing a Template for Accessible Conference Poster Presentations

Author Name, Author Name, Author Name, & Author Name

INTRODUCTION

Put key introduction information here with minimal references.¹⁻³ Use bullet points and brief statements.

- Look at this!
- Bullet points are great!
- Keep text simple and understandable

METHODS

Put the method(s) you used to conduct your research here. Look at this!

- Bullet points are great!
- Keep text simple and understandable

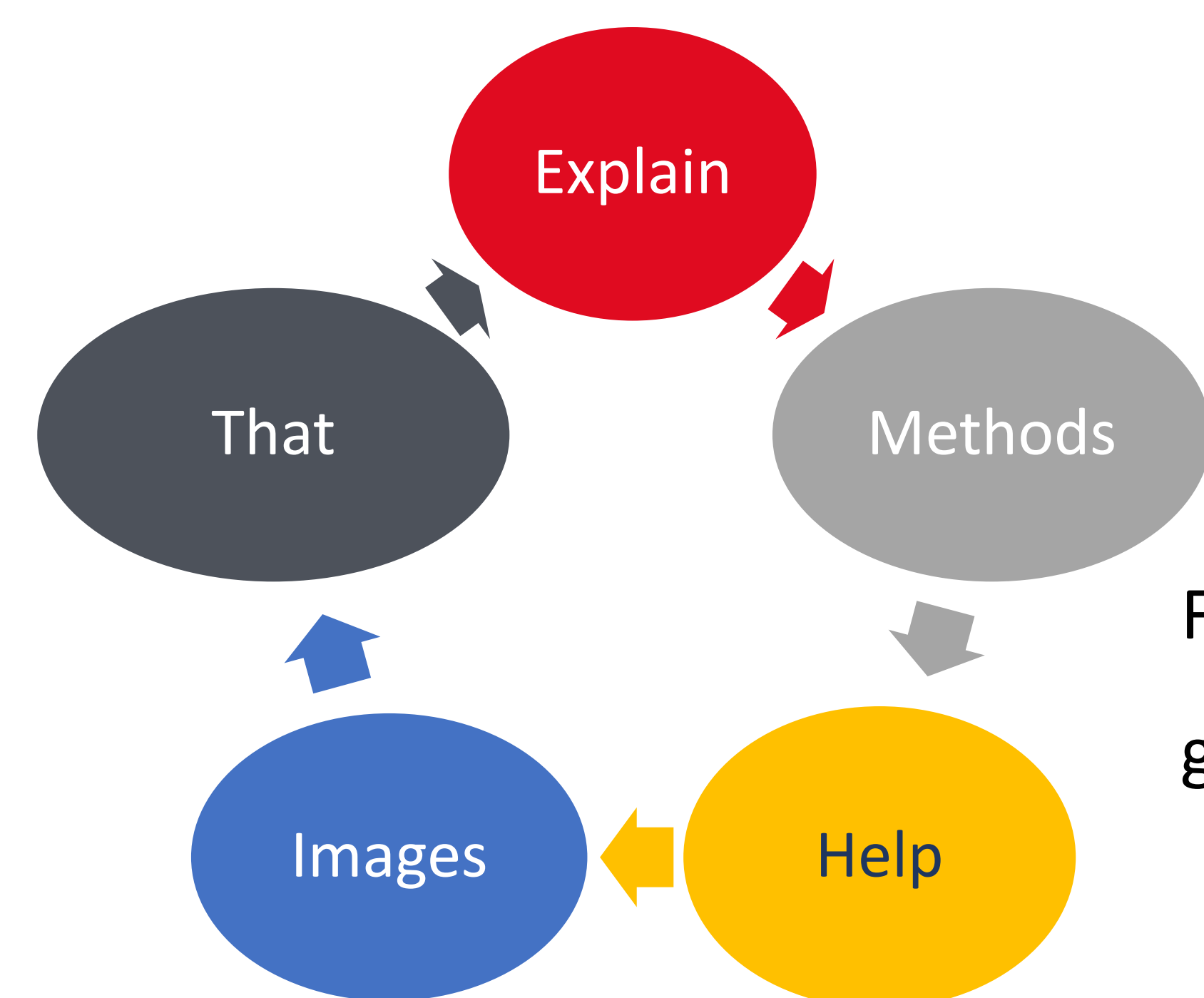



Figure 1. Sample graphic

REFERENCES

1. Use 3-4 KEY references
2. If you have more references...
3. ...you can add them to the QR code site.

What?: ONE sentence here that sums up your research findings.

SO what?: TWO sentences here to explain why your research findings matter to the world!



Scan the code with your mobile phone camera to access a plain text document.

RESULTS

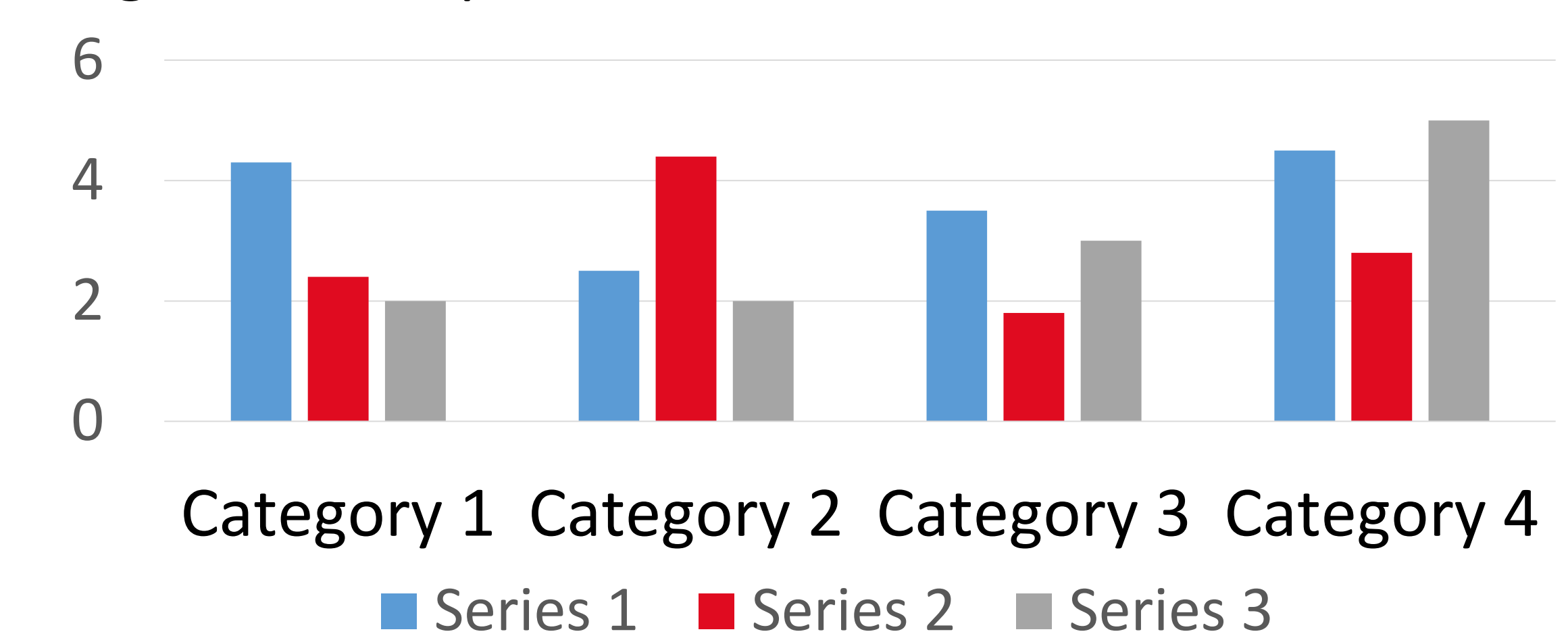
Put your results here.

- Use bullet points and brief statements
- Avoid using red/green contrast as a courtesy to those with color blindness
- Add Alt Text to every graphic

Table 1. Sample poster table

Column 1	Column 2	Column 3
Row 1		
Row 2		

Figure 2. Sample chart title



DISCUSSION

- Interpret your results
- Strengths/Limitations of research
- Discuss future directions

CONTACT

If you are interested in learning more about this work, please contact Lead Author Name:

researcher@email.me