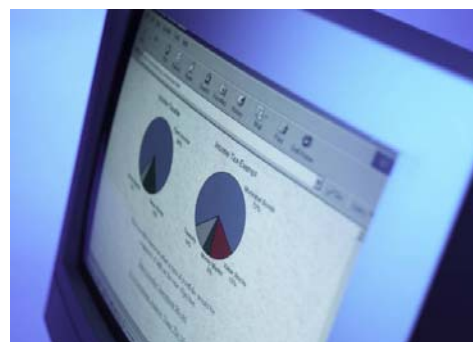


Impact of the AUCD Network in FY2006: Three Networks of University Centers and Programs Working to Improve the Lives of People with Disabilities and Their Families

Margaret A. Nygren, EdD

The Association of University Centers on Disabilities (AUCD) is a membership organization comprised of three national networks of interdisciplinary, university-based Centers dedicated to research, education, leadership training, policy development, and direct service for people with disabilities, and related centers and entities.

This report provides data and information on work performed in FY2006 and the impact of that work on the lives of people with disabilities by AUCD and the three national networks it supports and represents:



- University Centers for Excellence in Developmental Disabilities (UCEDDs).** The network of UCEDDs receive core funding administered by the Administration on Developmental Disabilities (ADD). In 2006, ADD designated 3 additional UCEDDs, bringing the network total to 67 Centers.
- Leadership Education in Neurodevelopmental and Related Disabilities (LEND) Programs.** The network of LEND programs is funded by the Maternal and Child Health Bureau (MCHB) within the Health Resources and Services Administration (HRSA). Currently, 35 LENDs operate in 29 states; 31 of the LEND programs are co-located in universities with UCEDDs.
- Developmental Disabilities Research Centers (DDRCs).** The network of 19 DDRCs with AUCD membership consists of 14 Centers with current P30 core grant funding from National Institute for Child Health and Human Development (NICHD) and 5 Centers that use alternative funding mechanisms within the National Institutes of Health (NIH) to support projects relevant to intellectual disabilities. Eight of these research centers are co-located in universities with UCEDDs or LENDs.

Suggested citation: Nygren, M. A. (2006, October). *Impact of the AUCD network in FY2006: Three networks of university centers and programs working to improve the lives of people with disabilities and their families*. Silver Spring, MD: Association of University Centers on Disabilities.

Contents

Contact Information	2
The AUCD Network	3
FY2006 UCEDD/LEND Data Overview	4
Research Data	5
Education Data	6
Service Data	8
UCEDD/LEND Funding Data	11
DDRC Data	12
AUCD Return to Its Membership	13
Member Centers	14
AUCD Projects	16

AUCD Staff

George S. Jesien, PhD
Executive Director
gjesien@aucd.org

Paula A. Hirt, MS
Deputy Director
phirt@aucd.org

Gwendolyn E. Clark
Administrative Specialist
gclark@aucd.org

Danielle S. James
Technical Assistance Specialist
djames@aucd.org

Ryan M. Jesien
Receptionist
ryanj@aucd.org

Sue C. Lin, MS
Project Director
CDC Cooperative Agreement
slin@aucd.org

Mathew McCollough, MPA
Program Specialist &
Grant Manager
mat@aucd.org

Evette L. Mezger
Director of Information Services
emezger@aucd.org

Kim E. Musheno
Director of Legislative Affairs
kmusheno@aucd.org

Ylla E. Nikola-Lisa Bishop, MPA
Project Coordinator, Children's
Disability Determination Initiative
ynikola-lisa@aucd.org

Margaret A. Nygren, EdD
Technical Assistance Director
mnygren@aucd.org

Crystal K. Pariseau, MSSW
LEND Project Coordinator
cpariseau@aucd.org

Rhoda Schulzinger, JD
Director, Children's Disability
Determination Initiative
rschulzinger@aucd.org

Laura C. Walker
Policy Fellow
lwalker@aucd.org

2005–2006 AUCD Board of Directors

Lucille A. Zeph, EdD: President
Center for Community Inclusion, University of Maine

Royal P. Walker, Jr., JD: President-Elect
Institute for Disability Studies, University of Southern Mississippi

Frederick B. Palmer, MD: Past President
Boling Center for Developmental Disabilities,
University of Tennessee

David R. Johnson, PhD: Past-Past President
Institute on Community Integration, University of Minnesota

Diane Lenz, MA: Secretary
Institute for Human Development, Northern Arizona University

Stephen Sulkes, MD: Treasurer
Strong Center for Developmental Disabilities, University of Rochester

Gordon Richins, BS: Co-Chair, Council on Community Advocacy
Center for Persons with Disabilities, Utah State University

Susan Yuan, PhD: Co-Chair, Council on Community Advocacy
Center on Disability and Community Inclusion, University of Vermont

Barbara Hanley, PhD: Chair, Council for Interdisciplinary Service

J. Kimberly Walker-Norton: Chair, Multicultural Council
Oregon Institute on Disability and Development, Oregon Health & Science University

Elizabeth Bishop, MSSW: Chair, National Community Education Directors Council,
Boling Center for Developmental Disabilities, University of Tennessee

Steven M. Koch, PhD: Chair, National Training Directors Council
Riley Child Development Center, Indiana University

Annie Alonso-Amador, PsyD, MSW: Member at Large
Institute on Developmental Disabilities, University of Puerto Rico

Daniel Crimmins, PhD: Member at Large
Westchester Institute for Human Development, New York Medical College

M. Bryce Fifield, PhD: Member at Large
North Dakota Center for Persons with Disabilities, Minot State University

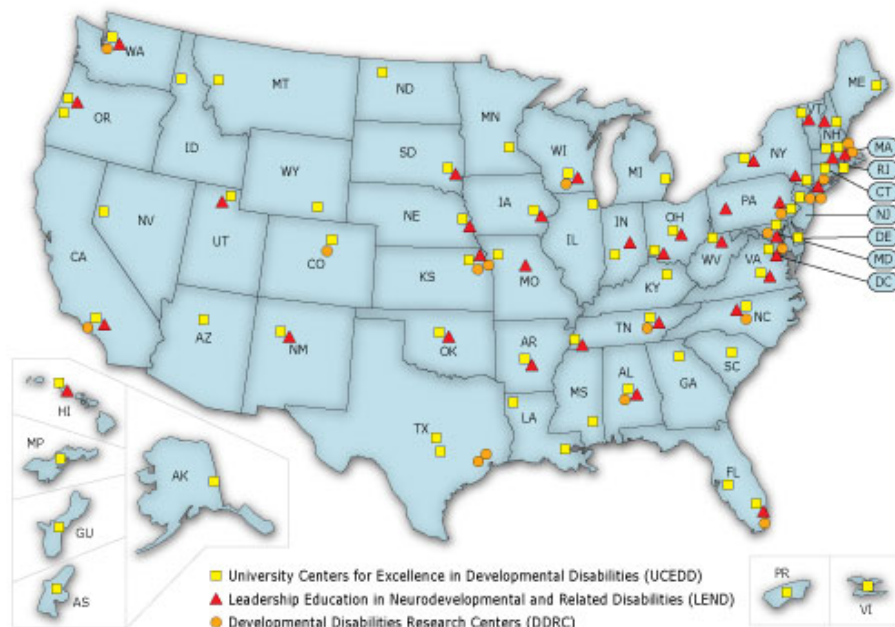
William E. Kiernan, PhD: Member at Large
Institute for Community Inclusion, University of Massachusetts Boston

Michael Gamel-McCormick, PhD: Member at Large
Center for Disabilities Studies, University of Delaware

1010 Wayne Avenue, Suite 920, Silver Spring MD 20910

(Voice) 301-588-8252 (Fax) 301-588-2842

www.aucd.org



The AUCD Network

AUCD

AUCD is a national, 501(c)3 non-profit organization representing three national networks of interdisciplinary, university-based Centers dedicated to research, education, leadership training, policy development, and direct service for people with disabilities. Established in 1971 to represent and support the collective interests of these national networks, AUCD's mission is to advance policy and practice for and with people living with developmental and other disabilities, their families, and communities by supporting its members as they engage in research, policy development, education, and service that further independence, productivity, and a satisfying quality of life. AUCD represents three networks:

UCEDDs

The national network of UCEDDs is authorized under Public Law 106-402 (The Developmental Disabilities Assistance and Bill of Rights Act of 2000 or "DD Act") and their core funding is administered by ADD. This network of UCEDDs—at least 1 in every US state and territory—provides preservice preparation, performs services (including technical assistance, community education, and direct services), engages in research, and disseminates information. In 2006, ADD designated 3 additional UCEDDs, bringing the network total to 67 Centers.

LENDs

The network of LEND programs is funded by MCHB within the HRSA to ensure that health professionals have the necessary knowledge and skills to address the unique needs of children and adolescents with special health care needs and their families. Currently, 35 LENDs operate in 29 states; 31 of the LEND programs are co-located in universities with UCEDDs.

DDRCs

The network of DDRCs receives funding from the NICHD within NIH. Established by Congress in 1963 as "centers of excellence" for research in mental retardation and developmental disabilities, they represent the nation's first and foremost sustained effort to prevent and treat disabilities through biomedical and behavioral research. The network of 19 DDRCs with AUCD membership consists of 14 Centers with current P30 core grant funding from NICHD and 5 Centers that use alternative funding mechanisms within NIH to support projects relevant to intellectual disabilities. Eight of these research centers are co-located in universities with UCEDDs or LENDs.

AUCD represents three national networks of university-based Centers with complimentary missions.

FY2006 Data from the UCEDD and LEND Networks

Overview

The UCEDDs receive core funding from ADD (as authorized under the DD Act) to (a) provide interdisciplinary pre-service preparation of personnel; (b) provide community services including training, technical assistance, and direct services; (c) conduct research; and (d) disseminate information. UCEDDs fulfill these core functions within the context of eight areas of emphasis related to improving the quality of life for people with developmental disabilities: quality assurance, education and early intervention, child care, health, employment, housing, transportation, and recreation.

The LENDs receive core funding from MCHB (as authorized under Title V of the Social Security Act) primarily to provide long-term training at the graduate and post-graduate levels, with the goal of developing high levels of skill, competence, and leadership in maternal and child health in a diverse workforce that is culturally competent and family centered. Additionally, LENDs generate, translate, and integrate new knowledge to enhance training, inform policy, and improve health outcomes.

Network-wide data collection dates back to 1987. A fully web-based National Information and Reporting System (NIRS) was introduced on August 1, 2002 for the FY2003 data year. Since then, NIRS has undergone a number of iterations to increase its utility to the networks it serves. NIRS currently supports data collection for four networks: UCEDDs, LENDs, Leadership Education in Adolescent Health (LEAHs), and Pediatric Pulmonary Centers (PPCs).

In 2006, there were 64 UCEDDs (at least 1 in every US state and territory) and 35 LENDs. Because 31 LENDs were co-located with UCEDDs, the data from these two networks are presented jointly here.

The following UCEDD and LEND data were obtained from the NIRS web-based database operated by AUCD with financial support from the ADD, MCHB, and the Association itself.*

*AUCD gratefully acknowledges the funding and continued support of the ADD (Contract #HHSP23320062922YC), MCHB (Contract #240200435010C), and the membership of AUCD, without which these data would not be available. However, the content of the NIRS database does not necessarily reflect the position or the policy of ADD or MCHB, and no official federal endorsements should be inferred.

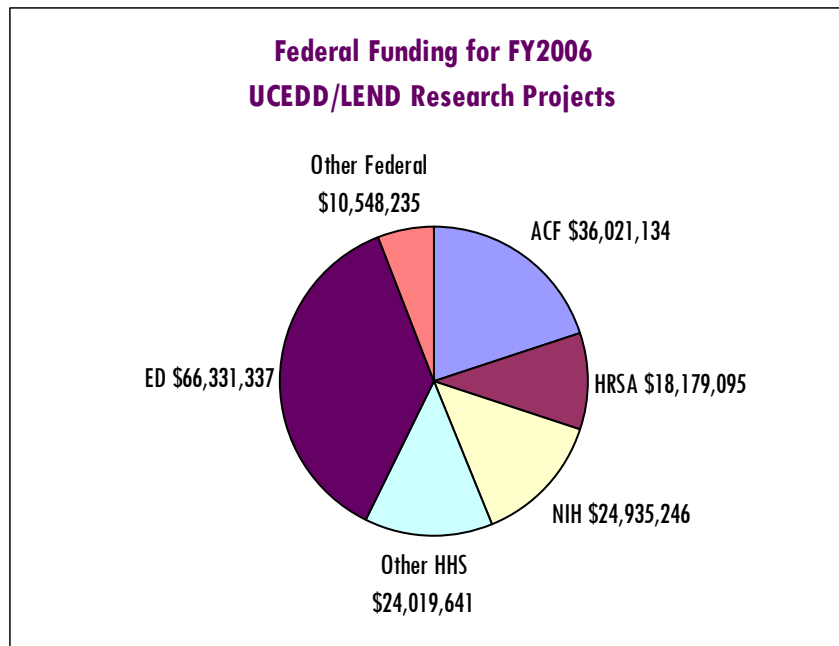
*Network-wide data
collection dates back to
1987.*

Research Data

Each UCEDD and LEND has its own particular research agenda; however, their research typically includes basic or applied research, evaluation, and the analysis of public policy in areas that affect or could affect (either positively or negatively) individuals with developmental disabilities and their families.

In FY2006, UCEDDs and LENDs operated **1,090 projects with a research component**, which included:

- Program evaluation
- Investigations into the efficacy of educational, behavioral, health, and technological interventions
- Policy analysis
- Clinical trials



UCEDDs and LENDs *translate research into practice* through the development and dissemination of informative products.

The network produced **4,973 products** in FY2006, which consisted of:

- 841 refereed journal articles
- 896 non-refereed publications (monographs, technical reports, guides, handbooks, whitepapers, etc.)
- 106 books
- 259 book chapters
- 572 technology-based materials (AV materials, software, web portals/websites, etc.)
- 48 doctoral dissertations and master's theses
- 358 periodicals (newsletters, issue briefs, etc.)
- 1,412 public awareness materials (brochures, pamphlets, radio/television interviews, etc.)

*The network operated
1,090 projects with a
research component in
FY2006.*

*The network produced
4,973 products
in FY2006.*

Education Data

Each UCEDD and LEND provides interdisciplinary pre-service preparation and continuing education that serves to expand an individual’s professional or academic credentials. Such education usually takes place in an academic setting or program that may (a) lead to the award of an initial academic degree or certificate; (b) include internship, practicum, fellowship, or residency activities; or (c) represent advancement in academic credentials through a course of study.

Trainees are categorized within NIRS by the number of contact hours required to complete their training program. In FY2006, the network provided training to a total of **4,369 students and fellows**, which included 2,540 intermediate (40–299 contact hours) and 1,829 long-term trainees (300+ contact hours). The LEND long-term and intermediate trainees in FY2006 numbered 1,803.

The following table compares the race and ethnicity of network trainees with the nation’s demographics. The relative percentages of network trainees closely reflect the nation’s demographics in the majority of race/ethnicity categories.

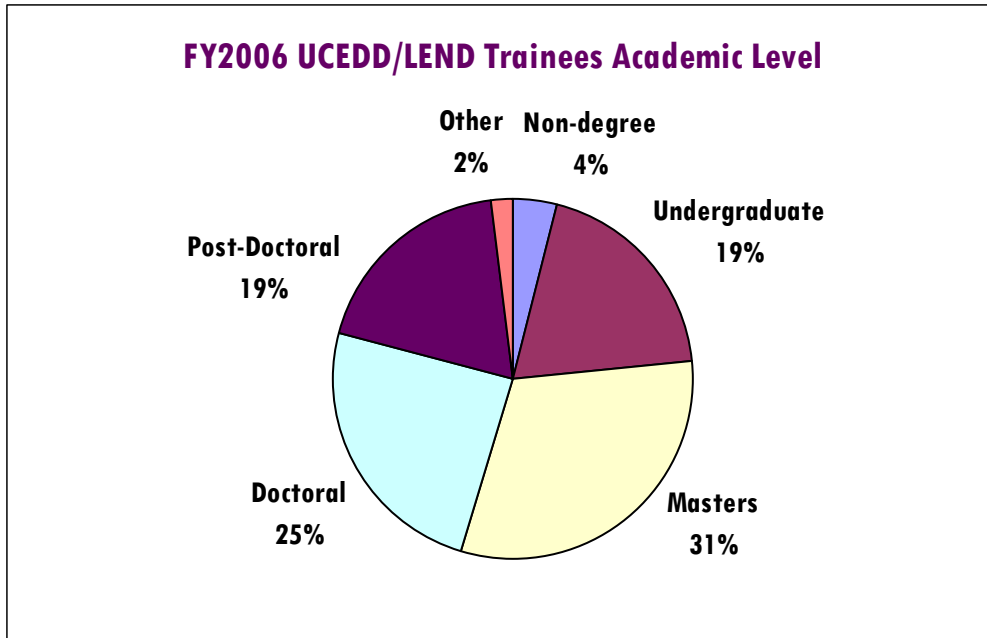
Network trainees closely reflect the nation’s demographics.

**FY2006 UCEDD/LEND Trainees by Race and Ethnicity
Compared with US Demographics**

Geo-graphic Area	Total Popula-tion	% White	% Black or African American	% American Indian and Alaska Native	% Asian	% Native Hawaiian and Other Pacific	% Some Other Race	% Two or More Races	% Hispanic or Latino (of any race)
United States	281,421,906	69.1	12.3	0.9	3.6	0.1	5.5	2.4	12.5
Network Trainee Totals	4,369	69.6	6.0	0.4	6.9	1.7	13.5	2.0	6.9
Percentage Point Difference		0.5	-6.3	-0.5	3.3	1.6	8.0	-0.4	-5.6

The majority of trainees (59.5%) in FY2006 were between the ages of 21 and 30; female trainees outnumbered males by approximately 4:1 in 2006.

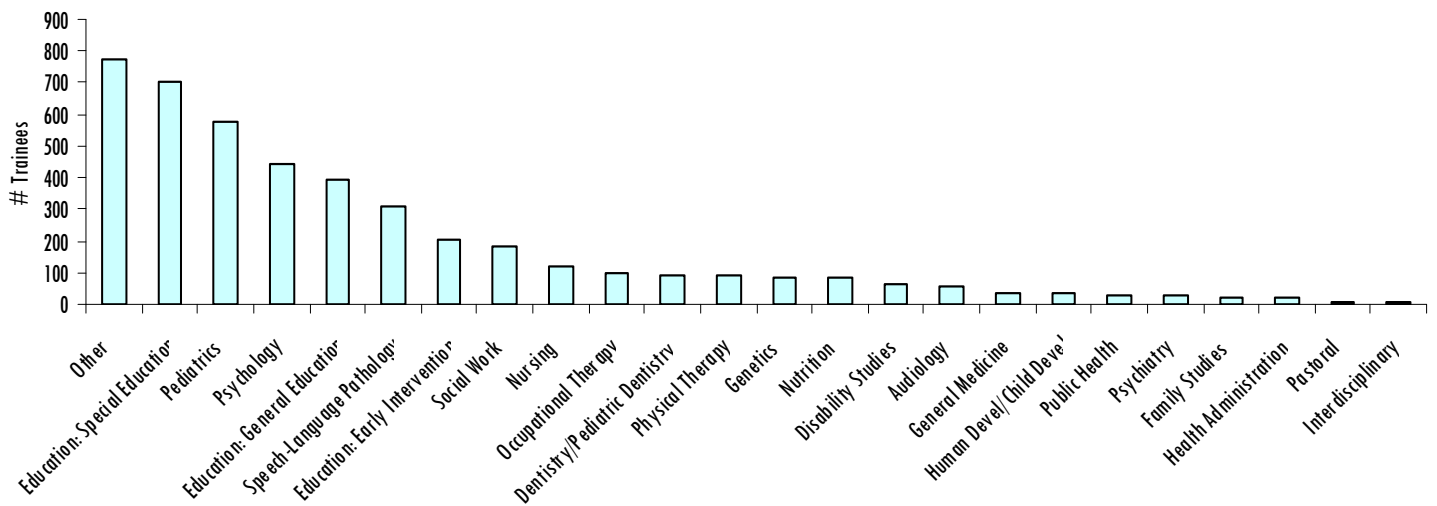
Fully 75% of the network's trainees in 2006 were seeking graduate degrees or were in post-doctoral training positions.



Network trainees represent a broad range of disciplines.

In FY2006, the trainees of the UCEDD/LEND networks represented a broad range of disciplines.

Disciplines of FY2006 Network Trainees



Service Data

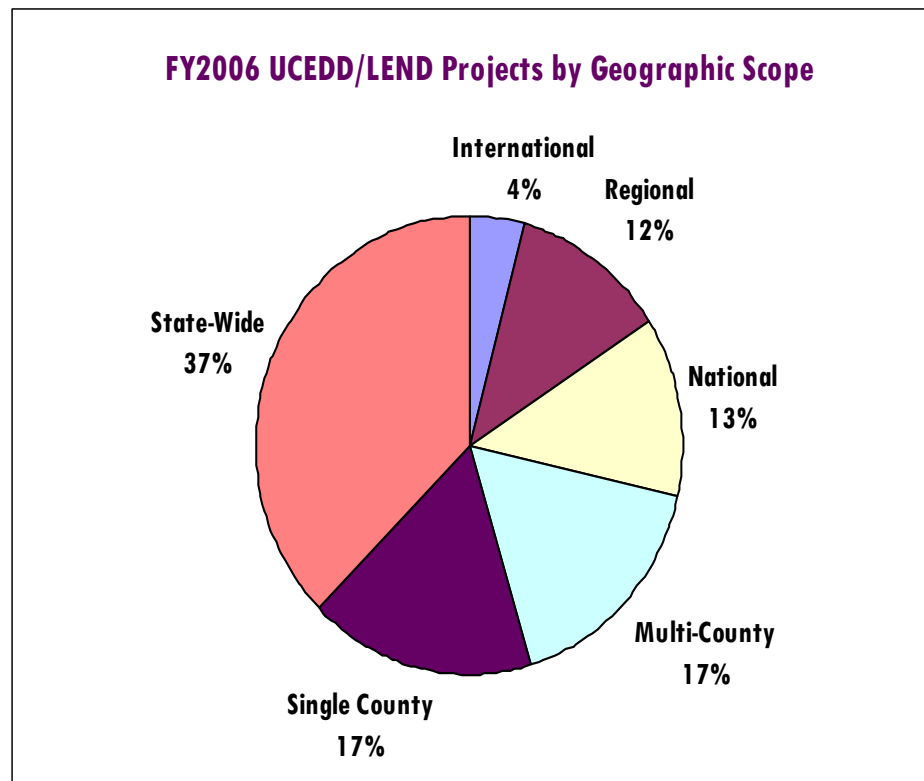
Each UCEDD or LEND operates a variety of projects to serve the community. In 2006, such projects included:

- **Technical Assistance:** problem-solving to assist individuals, programs, and agencies in improving their services, management, policies, and/or outcomes.
- **Training:** enhancing the knowledge of community members and/or maintaining the professional credentials of those who directly serve the community.
- **Direct Services:** providing supports or clinical care directly to individuals with developmental disabilities and/or their family members.
- **Demonstration Services:** developing, implementing, and documenting promising practices and supports for individuals with disabilities or special health care needs and their families.

Nearly a third of network projects in FY2006 targeted a regional, national, or international audience.

Scope of Projects

Approximately two-thirds of the FY2006 UCEDD/LEND projects were within a state-based context, however nearly a third of projects directly targeted a regional, national, or international audience.



The table below describes the target populations of network projects in FY2006. Although each project may work with more than one population, 96% of the networks' projects targeted at least one un- or underserved population.

FY2006 UCEDD/LEND Projects With Un- or Underserved Populations	
Racial or Ethnic Minorities	19%
Individuals from Disadvantaged Circumstances	19%
Individuals from Underserved Geographic Areas—Rural/Remote	13%
Individuals with Limited English Proficiency	12%
Specific Groups within the Population of Individuals with Developmental Disabilities	10%
Individuals from Underserved Geographic Areas—Urban	10%
Individuals from Underserved Geographic Areas—Reservation	4%
Individuals from Underserved Geographic Areas—Empowerment Zone	3%
Other	3%
Individuals from Underserved Geographic Areas—Territory	1%
Individuals from Underserved Geographic Areas—Renewal Community	1%
Individuals from Underserved Geographic Areas—Other	1%
Un- or Underserved Population Not Served	4%
Total	100%

In FY2006, 96% of the UCEDD/LEND projects targeted at least one un- or underserved population.

Technical Assistance and Training

In FY2006, the network provided training and technical assistance to **1,625,450** professionals and paraprofessionals, legislators and policy makers, family members, individuals with disabilities, and the general public.

Technical Assistance and Training: Numbers and Percentages of UCEDD/LEND Participants by Area of Emphasis FY2006		
Area of Emphasis	Participants	Percentage
Quality Assurance	217,479	13%
Education	372,429	23%
Child Care	45,006	3%
Health	528,552	33%
Employment	112,941	7%
Housing	17,646	1%
Transportation	8,500	1%
Recreation	8,939	1%
Other	313,958	19%
Total	1,625,450	100%

In FY2006, the network provided training and technical assistance to 1,625,450 individuals.

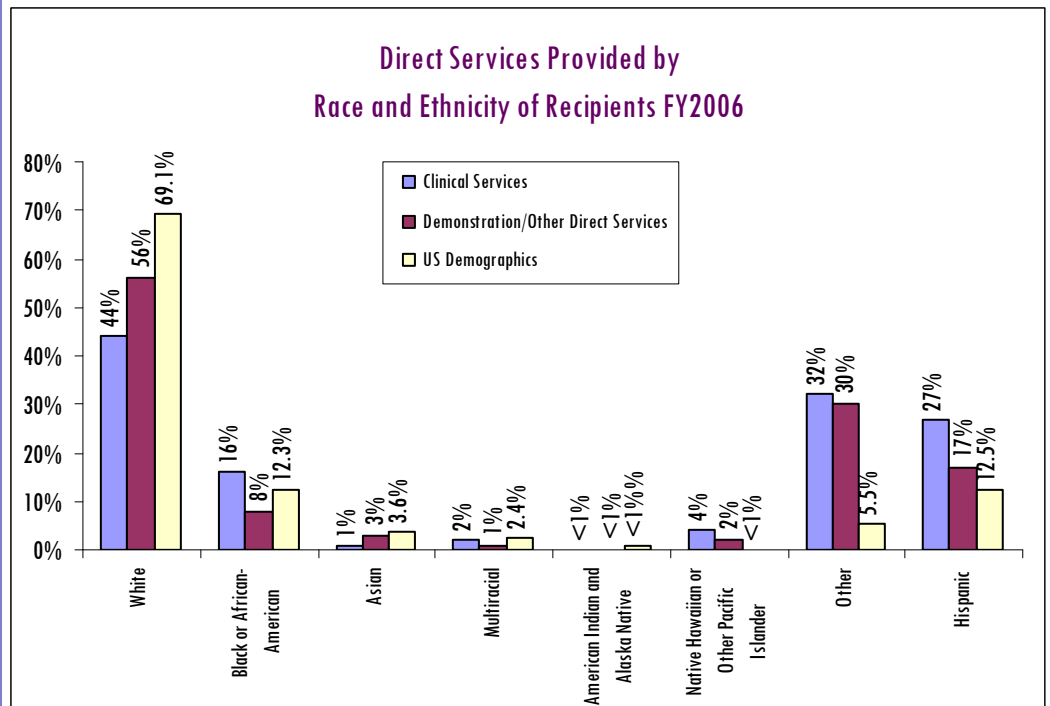
Direct and Demonstration Services

Clinical and other direct services are displayed below in a comparative fashion; however, they are not equivalent data elements. *Clinical services* data reflect each individual served in network clinics. In contrast, *other direct services* data reflect the number of consults provided or contacts made rather than the individuals served. In FY2006, the network provided clinical services to **146,484 individuals** and made **143,947 consults** or contacts.

The chart below displays, by ethnicity, the relative percentages of individuals directly served by the network in FY2006. The figures shown reflect the percentages served, by race and ethnicity, for the two types of service. To provide a context, national ethnic population figures (US Census 2000) are provided.

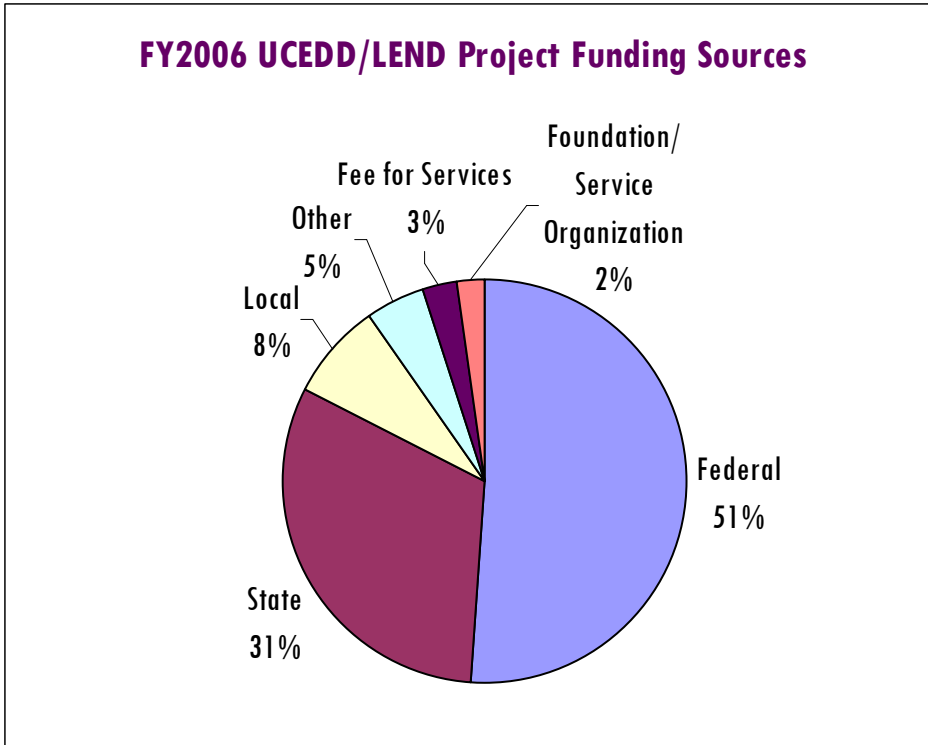
UCEDDs and LENDs serve individuals of minority populations at rates greater than their national prevalence and serve individuals who are White at a rate lower than their national prevalence. As this chart demonstrates, the relative percentages of the individuals served in network clinical services and community contacts in FY2006 are greater than what might be expected given the nation's demographics in several ethnic categories. Although only 30.9% of the US population is *other than* White, 64% of all the clinical clients and 44% of other direct services recipients in FY2006 were individuals who were other than White. In addition, while the 12.5% of the US population is Hispanic (of any race), fully 27% of all clinical clients and 17% of other direct services recipients in FY2006 were Hispanic.

In FY2006, the network provided clinical services to 146,484 individuals and made 143,947 consults.



UCEDD/LEND Funding

The DD Act requires that UCEDDs, to the extent possible, utilize the infrastructure and resources obtained through funds made available under the grant to leverage additional public and private funds to successfully achieve project goals. LENDs are not legislatively mandated to leverage funds; however, to effectively operate, LENDs must leverage support from other sources.



UCEDDs and LENDs have been very successful in leveraging core grant funds from ADD and MCHB.

In FY2006, total network ADD/MCHB core funding was \$51,217,235, encompassing a total of \$32,600,000 in ADD core grant funding and \$18,617,235 in MCHB core grant funding.

The UCEDD/LEND network has been **very successful in leveraging** core grant funds over the past several years. For each ADD/MCHB core grant dollar, the network generated:

- \$8.43 in FY2006
- \$6.54 in FY2005
- \$6.40 in FY2004
- \$6.22 in FY2003

These leveraging efforts would not be possible without the stable and consistent role that the core funding from ADD and MCHB plays in building the capacity of the UCEDD and LEND networks.

Data on the DDRC Network

The network of 19 DDRCs with AUCD membership consists of 14 Centers with current P30 core grant funding from NICHD (within NIH) and 5 Centers that use alternative funding mechanisms within NIH to support MRDD-relevant projects. Eight of these research centers are co-located in universities with UCEDDs or LENDs.

The information below is summarized from *Mental Retardation and Developmental Disabilities (MRDD) Branch NICHD Report to the NACHHD* [National Advisory Child Health and Human Development] *Council* (2005, June). Washington, DC.

Education

DDRCs provide invaluable research training, mentoring, and support through mechanisms such as:

- Pre-Doctoral Fellowships
- Post-Doctoral Fellowships
- Independent Scientist Awards
- Mentored Clinical Scientist Development Awards
- Mentored Research Career Development Awards
- Mid-Career Investigator Awards
- Institutional Training Programs

Research

Although Centers differ in many respects, each DDRC supports 40–100 Research Projects and 20–70 Principal Investigators on an annual basis. DDRCs are engaging in research to advance the understanding of:

- **Chromosomal conditions** that *cause* intellectual disabilities, such as Prader-Willi Syndrome, Angelman Syndrome, Williams Syndrome, and Down Syndrome.
- **Other conditions** that are *characterized by* intellectual disabilities.
- **X chromosome disorders** that *result in* intellectual disabilities, such as Rett Syndrome and Fragile X Syndrome.
- **Biochemical processes and metabolic issues** that are *related to* brain functioning, brain injury, or long-term consequences to the brain, such as hypoxia, very low birth weight, PKU and other metabolic disorders, and prenatal malnutrition.
- **Biological or biochemical mechanisms** that *cause* behavioral characteristics, such as those found in Autism Spectrum Disorders, self-injurious behavior, and impairments in language development.

Many DDRCs host “centers within centers” with specific research foci that contribute to and enrich the larger network. Current centers within centers funded by NIH are:

- Three Fragile X Syndrome Research Centers (FXSRCs)
- Two Rare Disease Cooperative Research Centers (RDCRCs)
- Eight Collaborative Programs of Excellence in Autism (CPEAs)
- Five Studies to Advance Autism Research and Treatment (STAART) Centers

Service

DDRCs contribute to the development and implementation of evidence-based practices by evaluating the effectiveness of biological, biochemical, and behavioral interventions; developing assistive technologies; and advancing prenatal diagnosis and newborn screening.

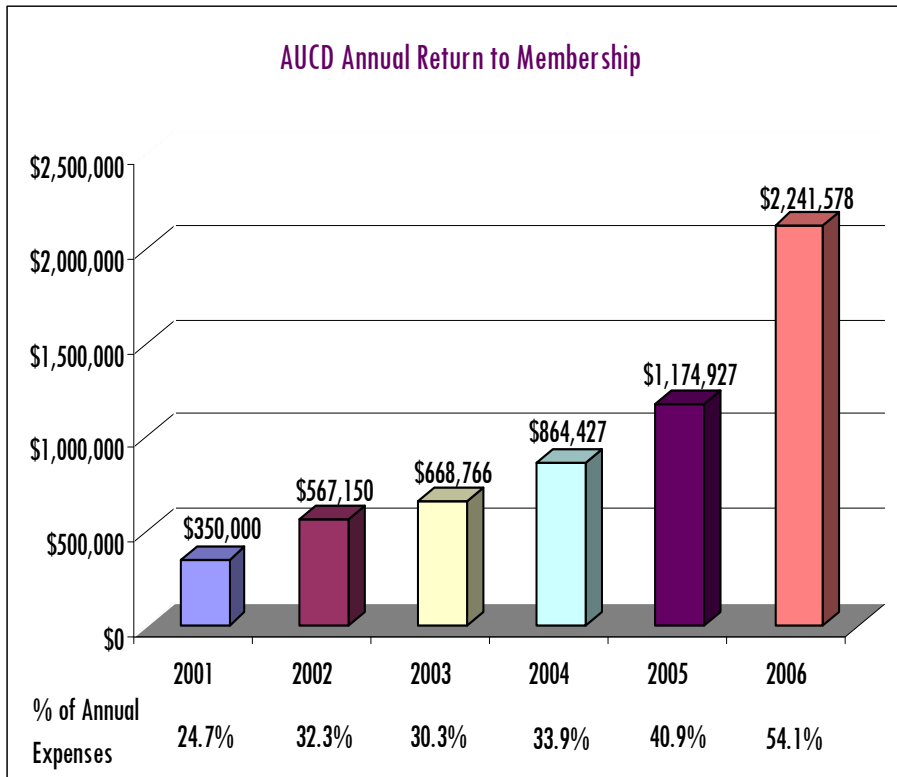
DDRCs

*train investigators,
engage in research to
advance the understanding
of the causes of
developmental disabilities,
and contribute to the
development of evidence-
based practices in service
and treatment.*

AUCD Return to Its Membership

The following figures display the amount that AUCD has returned to its member Centers and Programs through subcontracts, sub-awards, consultant fees, and reimbursement for travel.

The chart below provides an overview for each fiscal year from 2001–2006 of both the **total amounts returned** and the **percentage of the organization's expenses** that the dollar amount represents.



*AUCD has increased
its return to its
membership each year for
the past 6 years.*

The table below details the various initiatives in which member Centers and Programs received funding in FY2006 through AUCD.

FY2006 AUCD Return Categories	
Program or Project	Total Funds Returned in FY2006
NCBDDD Research Topics of Interest and Other CDC Initiatives	\$1,741,889
Social Security Administration Initiatives	\$162,121
CNCS National Service Inclusion Grants	\$110,320
MCHB Genetics and LEND TA Initiatives	\$132,001
ADD TA Initiatives	\$52,360
Katrina Aid Evaluation	\$27,000
Participatory Action Research	\$9,500
Other Miscellaneous	\$6,387
Total	\$2,241,578

2006 AUCD Member Centers

State	UCEDD	LEND	DDRC	2006 Member Centers	Affiliated Universities
Alabama	X	X	X	Civitan International Research Center	University of Alabama at Birmingham
Alaska	X			Center for Human Development	University of Alaska Anchorage
Arizona	X			Institute for Human Development	Northern Arizona University (Flagstaff)
Arkansas	X	X		Partners for Inclusive Communities	University of Arkansas for Medical Sciences (Little Rock)
California	X			USC University Affiliated Program (UCEDD)	University of Southern California (Los Angeles)
		X		Center for Child/Family Health Initiatives and Leadership Development (LEND)	
California	X			Tarjan Center for Developmental Disabilities (UCEDD)	University of California at Los Angeles
			X	UCLA Mental Retardation Research Center (DDRC)	
Colorado	X			JFK Partners (UCEDD)	University of Colorado Health Sciences Center (Denver)
			X	UCDHSC Mental Retardation and Developmental Disabilities Research Center	
Connecticut	X			A.J. Papanikou Center for Developmental Disabilities	University of Connecticut Health Center (Farmington)
Connecticut			X*	Yale Child Study Center	Yale University (New Haven)
Delaware	X			Center for Disabilities Studies	University of Delaware (Newark)
DC		X	X	Children's National Medical Center	(Consortium of Universities)
DC	X			Georgetown University Center for Child and Human Development	Georgetown University
Florida	X			Florida Center for Inclusive Communities	University of South Florida (Tampa)
Florida	X	X	X*	Mailman Center for Child Development	University of Miami Miller School of Medicine
Georgia	X			Institute on Human Development and Disability	The University of Georgia (Athens)
Guam	X			Guam CEDDERS	University of Guam (Mangilao)
Hawaii	X	X		Center on Disability Studies	University of Hawaii at Manoa (Honolulu)
Idaho	X			Center on Disabilities and Human Development	University of Idaho (Moscow)
Illinois	X			Institute on Disability and Human Development	University of Illinois at Chicago
Indiana	X			Indiana Institute on Disability and Community	Indiana University (Bloomington)
Indiana		X		Riley Child Development Center	Indiana University (Indianapolis)
Iowa	X	X		Center for Disability and Development	University of Iowa (Iowa City)
Kansas	X			Kansas University Center on Developmental Disabilities (UCEDD)	The University of Kansas (Lawrence and Kansas City)
		X		Developmental Disabilities Center (LEND)	
			X	Kansas MRDD Research Center (DDRC)	
Kentucky	X			Interdisciplinary Human Development Institute	University of Kentucky (Lexington)
Louisiana	X			Human Development Center	Louisiana State University Health Sciences Center (New Orleans)
Maine	X			Center for Inclusion & Disability Studies	The University of Maine (Orono)
Maryland	X	X	X	Kennedy Krieger Institute	The Johns Hopkins University (Baltimore)
Massachusetts	X	X	X*	Eunice Kennedy Shriver Center	University of Massachusetts Medical School (Waltham)
Massachusetts	X	X		Institute for Community Inclusion	University of Massachusetts Boston
Massachusetts			X	Children's Hospital Boston MRDDRC	Harvard Medical School (Boston)
Michigan	X			Developmental Disabilities Institute	Wayne State University (Detroit)
Minnesota	X			Institute on Community Integration	University of Minnesota (Minneapolis)
Mississippi	X			Institute for Disability Studies	The University of Southern Mississippi (Hattiesburg)
Missouri	X			Institute for Human Development (UCEDD)	University of Missouri-Kansas City
		X		TIPS for Kids (LEND)	
Montana	X			The University of Montana Rural Institute	The University of Montana (Missoula)
Nebraska	X	X		Munroe-Meyer Institute for Genetics & Rehabilitation	University of Nebraska Medical Center (Omaha)
Nevada	X			Research and Educational Planning Center	University of Nevada, Reno
New Hampshire	X			Institute on Disability (UCEDD)	University of New Hampshire (Durham)
		X		Children's Hospital at Dartmouth (LEND)	
New Jersey	X			The Elizabeth M. Boggs Center on Developmental Disabilities	UMDNJ-Robert Wood Johnson Medical School (New Brunswick)
New Mexico	X	X		Center for Development and Disability	The University of New Mexico (Albuquerque)
New York	X	X	X	Rose F. Kennedy Center	Albert Einstein University College of Medicine (Bronx)
New York	X	X		Strong Center for Developmental Disabilities	University of Rochester Medical Center
New York	X	X		Westchester Institute for Human Development	New York Medical College (Valhalla)
New York			X*	Institute for Basic Research in Developmental Disabilities	New York State Office of Mental Retardation and Developmental Disabilities

2006 AUCD Member Centers

State	UCEDD	LEND	DDRC	2006 Member Centers	Affiliated Universities
North Carolina	X	X	X	Clinical Center for the Study of Development & Learning (UCEDD/LEND) UNC Neurodevelopmental Disorders Research Center (DDRC)	University of North Carolina—Chapel Hill
North Dakota	X			North Dakota Center for Persons with Disabilities	Minot State University (Minot)
Ohio	X	X		Cincinnati Children's Division of Developmental and Behavioral Pediatrics	University of Cincinnati
Ohio	X	X		Nisonger Center	The Ohio State University (Columbus)
Oklahoma	X	X		Center for Learning and Leadership	University of Oklahoma Health Sciences Center (Oklahoma City)
Oregon	X	X		Oregon Institute on Disability & Development	Oregon Health & Science University (Portland)
Oregon	X			University of Oregon Center for Excellence in Developmental Disabilities	The University of Oregon (Eugene)
Pacific Basin (2 sites)	X			American Samoa site Commonwealth of the Northern Mariana Islands site	American Samoa Community College (Pago Pago) Northern Marianas College (Saipan)
Pennsylvania		X	X	Children's Seashore House of the Children's Hospital of Philadelphia (LEND) Children's Hospital of Philadelphia Mental Retardation and Developmental Disabilities Research Center (DDRC)	University of Pennsylvania School of Medicine (Philadelphia)
Pennsylvania	X			Institute on Disabilities	Temple University (Philadelphia)
Pennsylvania		X		The UCLID Center	University of Pittsburgh
Puerto Rico	X			Institute on Developmental Disabilities	University of Puerto Rico (San Juan)
Rhode Island	X			Paul V. Sherlock Center on Disabilities	Rhode Island College (Providence)
South Carolina	X			Center for Disability Resources	University of South Carolina School of Medicine (Columbia)
South Dakota	X	X		Center for Disabilities	University of South Dakota School of Medicine (Sioux Falls)
Tennessee	X	X		Boling Center for Developmental Disabilities	The University of Tennessee (Memphis)
Tennessee	X		X	Vanderbilt Kennedy Center (UCEDD/DDRC)	Vanderbilt University (Nashville)
		X		Mid-TN Interdisciplinary Instruction in Neurodevelopmental Disorders (LEND)	
Texas	X			Texas Center for Disability Studies	The University of Texas at Austin
Texas	X			Center on Disability and Development	Texas A & M University (College Station)
Texas			X	Mental Retardation and Developmental Disabilities Research Center	Baylor College of Medicine (Houston)
Texas			X*	University of Texas Health Science Center at Houston	University of Texas at Houston
Utah	X			Center for Persons with Disabilities	Utah State University (Logan)
Utah		X		Utah Leadership Education in Neurodevelopmental Disabilities	University of Utah (Salt Lake)
Vermont	X			Center on Disability & Community Inclusion (UCEDD)	The University of Vermont (Burlington)
		X		Vermont Interdisciplinary Leadership Education for Health Professionals (LEND)	
Virginia	X	X		Partnership for People with Disabilities	Virginia Commonwealth University (Richmond)
Virgin Islands	X			Virgin Islands University Center for Excellence in Developmental Disabilities	University of the Virgin Islands (St. Thomas)
Washington	X	X	X	Center on Human Development & Disability	University of Washington (Seattle)
West Virginia	X	X		Center for Excellence in Disabilities	West Virginia University (Morgantown)
Wisconsin	X	X	X	Waisman Center	University of Wisconsin—Madison
Wyoming	X			Wyoming Institute for Disabilities	University of Wyoming (Laramie)
AUCD International Affiliate				Unit for Development in Intellectual Disabilities	University of Glamorgan (Pontypridd, Wales, UK)
AUCD International Affiliate				MISHAL— University Center on Disabilities for Education, Empowerment, and Research	University of Haifa (Mount Carmel, Haifa, Israel)

* Designates Centers that use funding mechanisms within NIH to support MRDD-relevant projects, but are not NICHD-designated DDRCs.

1010 Wayne Avenue, Suite 920
Silver Spring MD 20910

Phone: 301-588-8252
Fax: 301-588-2842
E-mail: info@aucd.org
www.aucd.org

George S. Jesien, PhD
Executive Director

Acronyms Used in This Document

ACF Administration for Children and Families
ADD Administration on Developmental Disabilities
AUCD Association of University Centers on Disabilities
DD Act The Developmental Disabilities Assistance and Bill of Rights Act of 2000
DDRC Developmental Disabilities Research Centers
ED US Department of Education
FY2006 Fiscal Year 2006 (7/1/2005–6/30/2006)
LEAH Leadership Education in Adolescent Health
LEND Leadership Education in Neurodevelopmental and Related Disabilities
MCHB Material and Child Health Bureau
NACHHD National Advisory Child Health and Human Development
NICHD National Institute for Child Health and Human Development
NIH National Institutes of Health
NIRS National Information Reporting System
PMU Pediatric Medical Units
PPC Pediatric Pulmonary Centers
US United States of America

AUCD Projects Connect Network Members and External Partners

AUCD is able to serve as the intermediary to connect expertise in the disability field to federal agencies to address national issues. In FY2006, AUCD operated a number of projects for the mutual benefit of its members and federal partners.

Technical Assistance

Technical Assistance to the UCEDDs

Administration on Developmental Disabilities

The purpose of this contract is to enhance and improve the operations and conduct of the national network of UCEDDs that benefit individuals with developmental disabilities and their families.

Technical Assistance for the LEND and Other Interdisciplinary Training Projects

Maternal and Child Health Bureau

The purpose of this contract is to provide technical assistance to the LEND (and other) training projects supported by MCHB and to provide leadership in identifying and addressing national issues related to children with neurodevelopmental disabilities and other related disabilities and their families.

The National State-to-State Technical Assistance Program for Community Living

Independent Living Research Utilization

The purpose of this contract is to provide technical assistance and disseminate information relevant to the work of the Centers for Medicare & Medicaid Services Real Choice Systems Change grantees.

Research

National Professional Organization for Persons with Developmental Disabilities

National Center on Birth Defects and Developmental Disabilities

The purpose of this cooperative agreement is to strengthen the nation's capacity to carry out public health activities in the areas of birth defects, developmental disabilities, and health promotion for people living with disabilities.

Pediatric Medical Units

Social Security Administration

The purpose of this cooperative agreement is to develop and test a prototype for Pediatric Medical Units (PMUs) and an expedited process for the selected children. If evaluation results are positive, AUCD will work to develop a network of these PMUs to assist the overall national effort to determine children's disabilities for the Supplemental Security Income program.

Multiple Award Task Order

US Department of Education

The purpose of this contract is to provide the Department of Education with technical and analytical support in policy analyses, statistical analyses, and evaluations. This contract is for use by all principal offices within the Department and independent organizations affiliated with the Department.

Service

National Service Inclusion Project

Corporation for National and Community Service

The purpose of this project is to provide a comprehensive program of training, technical assistance, and dissemination designed to increase the participation of individuals with disabilities in national service.

Mental Retardation/Developmental Disabilities Research Centers Web Portal

National Institute for Child Health and Human Development

Under a contract with a contractor of the NICHD, AUCD has developed and is maintaining a web portal for the network of DDRCs.