

Welcome to Day 4!


NIRS Bootcamp for MCHB Training Programs

February 07, 2022

2:00 PM – 5:30 PM ET



A project of AUCD to support Autism CARES programs



- Ensure your name is displayed correctly in the participant list. You may also include program/org and preferred pronouns.
 - Hover over your name in the “Participants” box and select “More” → “Rename”
- Please remain muted unless speaking and state your name prior to speaking
- Please enter all questions in the chat box.
- Captioning and ASL is available
- If you need tech or accommodation support, please email NIRS@aucd.org
- Today’s session is being recorded and will be archived
- Use chat box to introduce yourself (Name, Program, Role)



By the end of the boot camp, participants will learn how to:

- Manage data in the Autism CARES Module
- Leverage the LEND Program Quality Improvement (LPQI) Application
- Review data in the “DGIS Export, Data Review 2019+” Export Tool
- Extract data from data in NIRS using the Export function
- Enter bulk records into NIRS using the Import function

2:00	Welcome, Introductions, and Q&A from Day 3
2:15	Autism CARES Module
2:45	The LEND Program Quality Improvement (LPQI) Network
2:55	Break
3:00	DGIS Export, Data Review 2019+ Export Tool
3:45	Export Tool
4:25	Break
4:30	Import Tool
5:20	Next Steps

- [NIRS Resources Page](#)
- [NIRS Data Dictionary](#)
- [NIRS User's Guide](#)
- [LPQI Resources](#)
- [LPQI Recording](#)
- [Discretionary Grants Information System \(DGIS\)](#)
- [Tips Sheet – Data Cleaning in the Products Dataset](#)
- [2020 Import Tool Webinar](#)

Q&A on Day 3 Homework



A project of AUCD to support Autism CARES programs

- The Autism Collaboration, Accountability, Research, Education and Support Act (Autism CARES) is **the primary source of federal funding for autism research, services, training, and monitoring**.
 - **Examples of Autism CARES grantees:** ITAC, LEND programs, DBP programs
- Through the Government Performance and Results Act (GPRA) and specific accountability criteria outlined in the Autism CARES Act, data collection and analysis for the CARES-funded training programs is vitally important to MCHB for monitoring grant recipients' progress and assessing investments related to training.
- A specific NIRS module has been developed for LEND and DBP programs to collect/report on their specific autism specific-related training and clinical activities under the Autism CARES Act (**i.e. "CARES module"**). The data is collected annually from this module and is sent to MCHB.

Autism CARES Module Timeline

LENDs and DBPs complete the Autism CARES Module on an annual basis.

June 11th – June 15th

Autism Cares Module open for
data entry

July 15th – July 31st

Deadline for data entry into the
Autism CARES Module

Autism CARES Evaluation: Upcoming Updates

A new paragraph will be added to the introduction text at the top of the Autism CARES Module in NIRS:

All questions ask you to report for the grant year ending in 2021 (July 1, 2020-June 30, 2021).

Some questions ask you to report on long, medium and short term trainees.

Long Term Trainees are those with 300 or more contact hours with the training program, benefiting from the training grant (both supported and non-supported trainees).

Medium Term Trainees are trainees with 40-299 contact hours in the current reporting year.

Short-term Trainees are trainees with less than 40 contact hours in the current reporting year. Continuing education participants are not counted in this category.

All questions ask you to report for the FY2021 grant period.

All results will be aggregated across grant programs and no comparisons across programs will be made.

[Overview of CARES Module and Data Definitions](#)

Save

Clear

Topic Area I: Training Trainees

For help answering Questions in this section, to see your short/medium/long term trainees

[click here for Short-term trainees](#) | [click here for Medium-term trainees](#) | [click here for Long-term trainees](#)


1. Total number of trainees:

Short term:


“Some terminology in the CARES Module and Data Dictionary has been slightly updated by ITAC to reduce ableist language (e.g., AS/DD will replace ASD/DD to remove the abbreviation for the disorder). The data collected and reported by programs remains unchanged, and the definitions remain unchanged.”










Autism CARES Evaluation: Upcoming Updates Cont.

← → ↻ https://www.aucd.org/nirs/db/module/caai_lend_eval2022_edit.cfm?mod_id=1&CFID=206852018 ☆

 **NIRS**
National Information and Reporting System

FY 2023 = Program Year 2022 | 07/01/2022 - 06/30/2023
—AAA-Test Center, UCEDD/LEND

Welcome, Oksana Klimova 

 Dashboard  Trainees  Projects  Activities  Products  Goals  Directory  Admin  Central Office

Topic Area I: Training Trainees
For help answering Questions in this section, to see your short/medium/long term trainees
[click here for Short-term trainees](#) | [click here for Medium-term trainees](#) | [click here for Long-term trainees](#)

1. Total number of trainees:

In the CARES module, question #1 will no longer be answered by LEND/DBP programs because this data is already provided to MCHB via EHB in your annual performance reports. The question (# of short/medium/long term trainees) will be grayed out in the CARES module so that no responses can be entered by programs.

Short term:

Medium term:

Long term:

2. Number of LEND trainees who completed coursework covering one or more of the following topics: early signs of ASD/DD; screening, diagnosis, and/or evidence-based interventions for ASD/DD:

Medium term:

Long term:

3. Number of LEND trainees who participated in clinical activities or field work that included one or more of the following topics: early signs of ASD/DD; screening; diagnosis; and/or evidence-based interventions for ASD/DD:

Medium term:

Autism CARES Evaluation: Helpful Resources

- [Autism CARES Module Tutorial Video](#)
- [Autism CARES Module Script](#)

Note: The recording and script are from PY21/FY22 and will be updated.

The LEND Program Quality Improvement (LPQI) Network



A project of AUCD to support Autism CARES programs

Helps individual LEND training programs improve the **quality of LEND training** in core competencies (family-professional partnership, interdisciplinary teams, advocacy/policy) by:

- 1) creating standardized measurement tools
- 2) developing a voluntary, inter-institutional database
- 3) providing program-level feedback to programs that choose to participate
- 4) identifying programs that demonstrate changes consistent with best practices

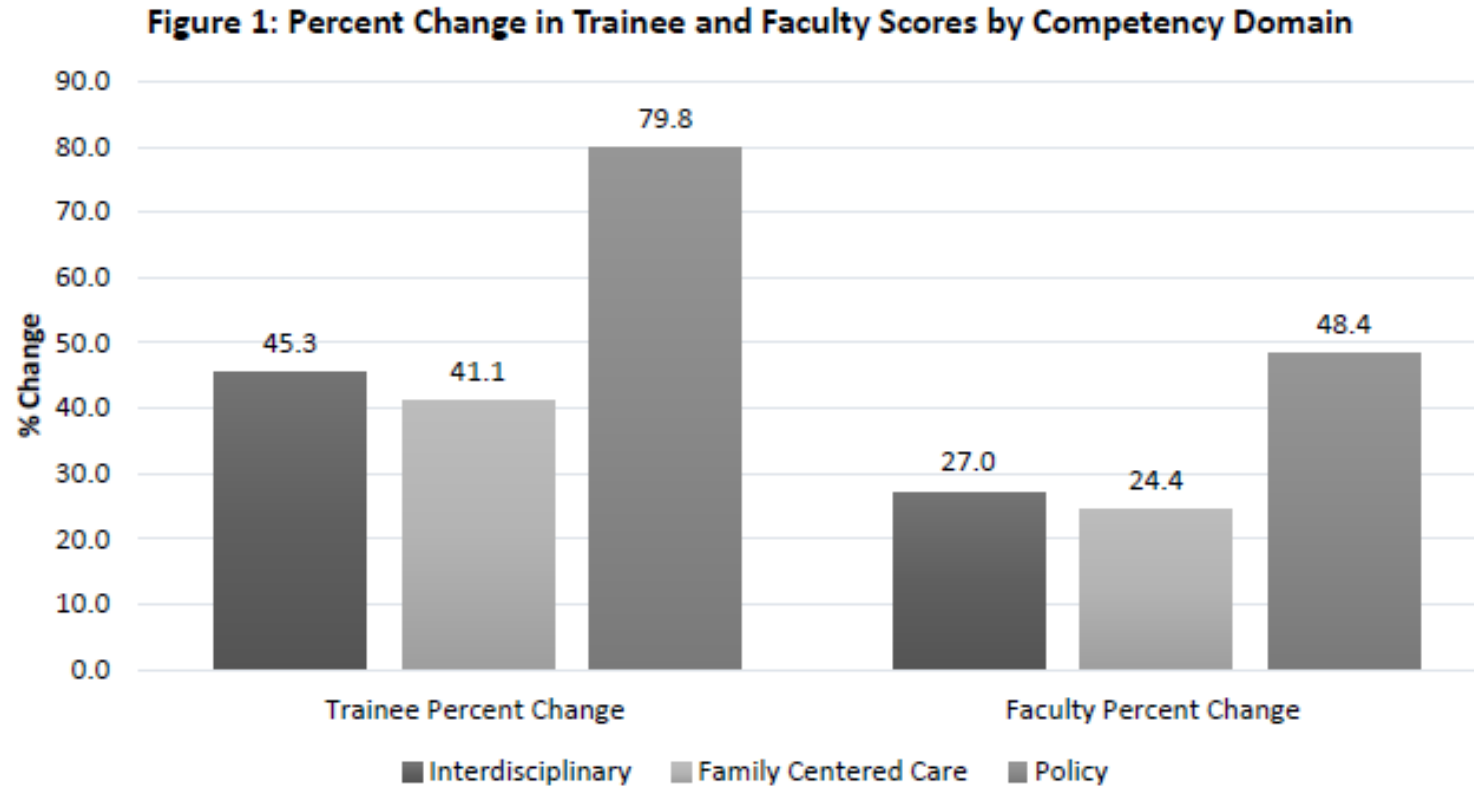
- Web-based dashboard that provides data on your LEND program compared to national benchmarks
- Linked to NIRS (minimal data entry)
- Bi-monthly technical assistance calls
- Suite of online tools/FAQs/etc.
 - Tutorials on how to implement, use dashboard, etc.
 - Trainee self-report measures
 - Faculty observation measures
 - Training materials for faculty observation measure

<https://www.aucd.org/lpqi>

Participating LEND Programs (32+) use two common tools:

Trainee Self-Report CCM (Core Competency Measure)	Faculty Observation I-FOR (Interdisciplinary/Family-Centered Care Observation Rubric)
administered at baseline and completion of program year	administered 1/3 of the way through program year and at completion of program year

- LPQI dashboard automatically analyzes data from participating LEND programs to determine change in baseline for each competency across both measures.
- Programs have access to reports on their own performance & the ability to compare outcomes with aggregate national data.



A Quality Improvement Network for Interdisciplinary Training in Developmental Disabilities

(Pediatrics Article, Nov 2022): <https://bit.ly/3jvnuA2>

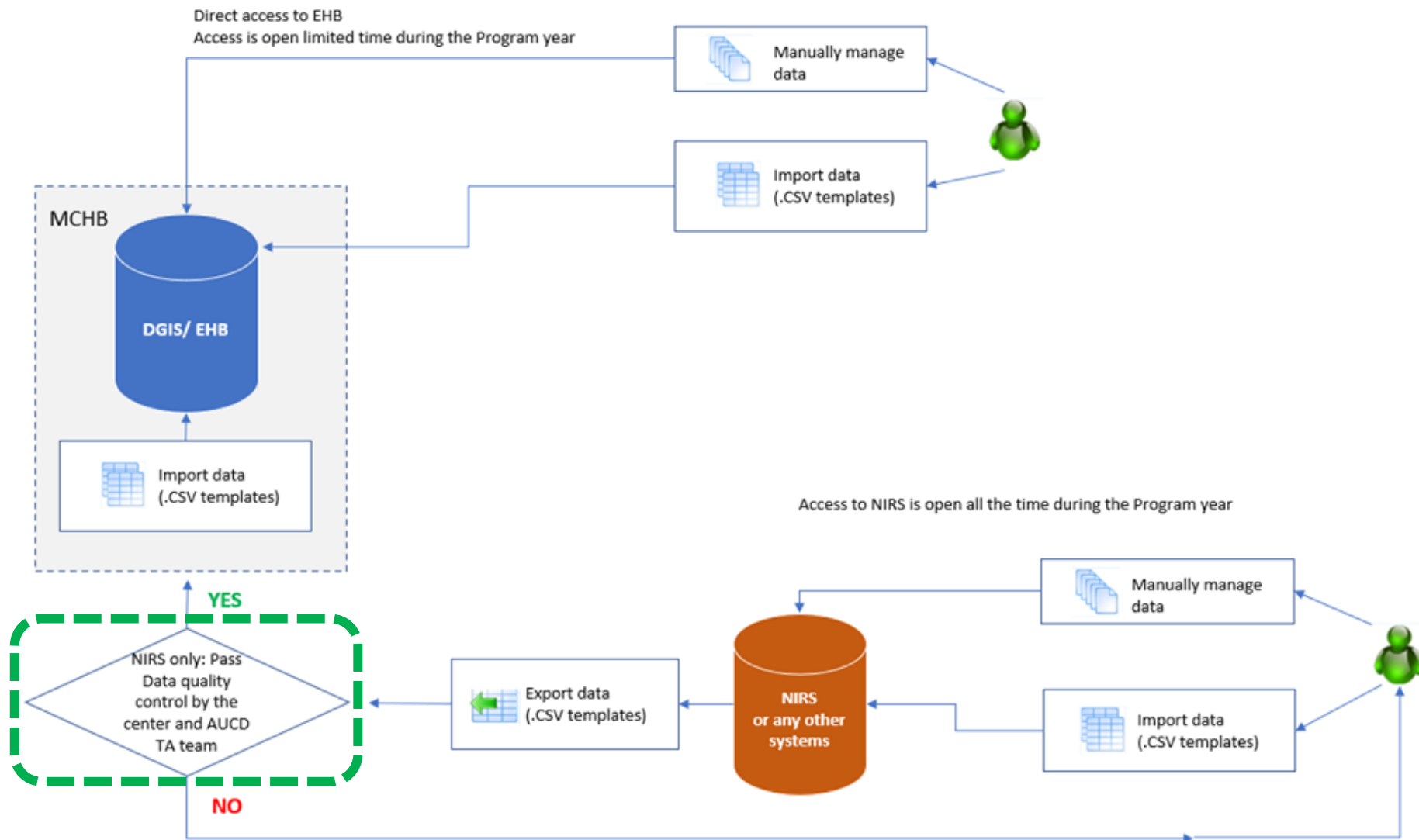
Break



A project of AUCD to support Autism CARES programs

DGIS Export, Data Review 2019+ Export Tool

Data Structure of the DGIS Export Data Review Tool



Data Cleaning Tips for Reportable Data

TRAINEES

1. Standard Report: Trainee Data Entry Errors
2. Compare the number of current Trainees exported with the number of Trainees in the NIRS Trainee dataset > **Manage Long/med term trainees**
 - **Example:** for –AAA Test Center, there are 6 exported but 7 trainees listed in NIRS
3. Compare the number of Former Trainees exported with the number of Trainees in the Trainee dataset > Standard Report > under LEND, LEAH, PPC, DBP > **Long Term Survey Info (2018+)**

PRODUCTS

1. Standard Report: Product Data Entry Errors
2. [Tips Sheet - Data Cleaning in the Products dataset](#)

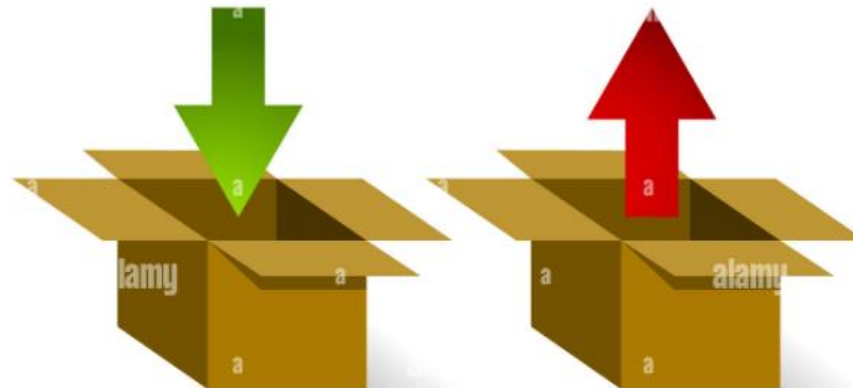
Export/Import NIRS Data Tools



A project of AUCD to support Autism CARES programs

Import and **export** of data share a semantic analogy with copying and pasting -- in that sets of data are copied from one application and pasted into another.

The concept of those tools (Export and Import) is straightforward: get data in and out of NIRS. Both tools are located under the Admin tab. Only data coordinators with Admin access can use those tools.



Steps to get data out of NIRS

A

AAA-Test Center, UCEDD/LEND Welcome, Oksana Klim

Activities Products Goals Directory Admin Central Office

EXPORT OPTIONS

* Fiscal Year(s)

EXPORT

Comma Delimited:

- Trainees
- Trainee Years
- Projects
- Activities
- Products
- Trainee Survey (UCEDD/LEND, LEND)
- UCEDD Survey

B

EXPORT OPTIONS

* Fiscal Year(s)

EXPORT

Comma Delimited:

- Trainees
- Trainee Years
- Projects
- Activities
- Products
- Trainee Survey (UCEDD/LEND, LEND)
- UCEDD Survey
- PPC Survey
- LEAH Survey
- DBP Survey

Writing output...

53 Records Found.

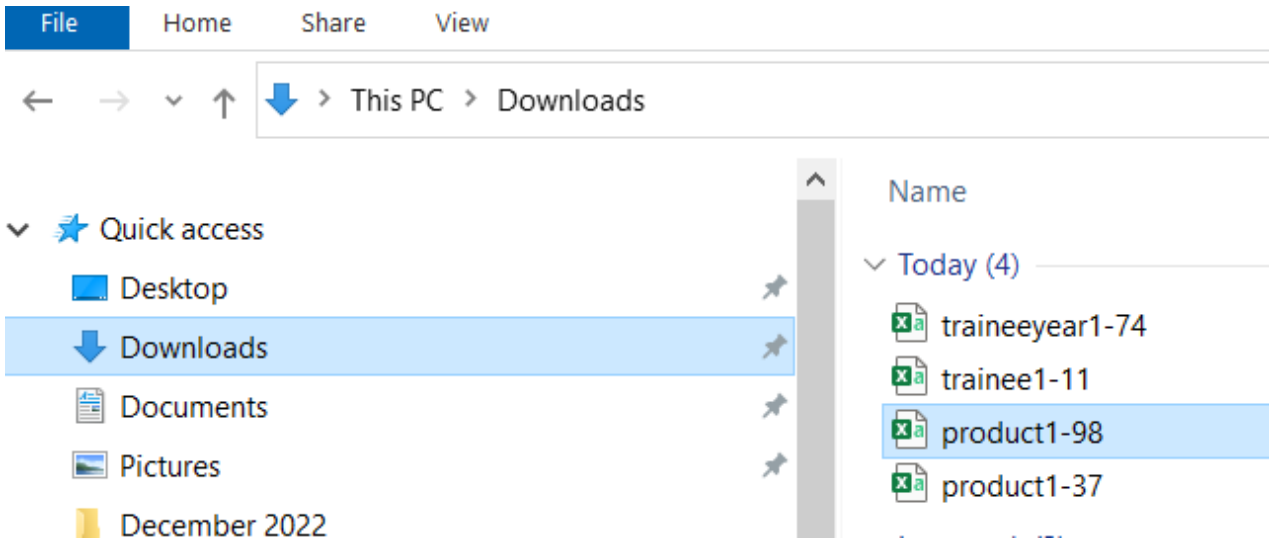
53 Records Processed

product1-37.csv

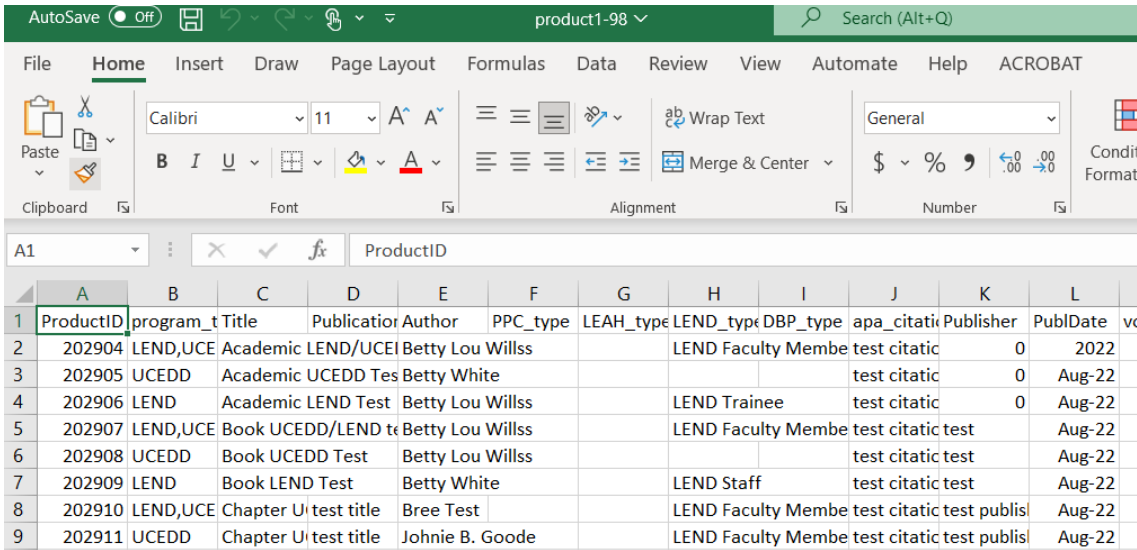
Show all

Steps to get data out of NIRS

C



D



ProductID	program_title	Publication	Author	PPC_type	LEAH_type	LEND_type	DBP_type	apa_citation	Publisher	PubDate	vc
202904	LEND,UCEDD	Academic LEND/UCEDD Test	Betty Lou Willss			LEND Faculty Member		test citatic	0	2022	
202905	UCEDD	Academic UCEDD Test	Betty White					test citatic	0	Aug-22	
202906	LEND	Academic LEND Test	Betty Lou Willss			LEND Trainee		test citatic	0	Aug-22	
202907	LEND,UCEDD	Book UCEDD/LEND Test	Betty Lou Willss			LEND Faculty Member		test citatic test		Aug-22	
202908	UCEDD	Book UCEDD Test	Betty Lou Willss					test citatic test		Aug-22	
202909	LEND	Book LEND Test	Betty White			LEND Staff		test citatic test		Aug-22	
202910	LEND,UCEDD	Chapter U test title	Bree Test			LEND Faculty Member		test citatic test publis		Aug-22	
202911	UCEDD	Chapter U test title	Johnie B. Goode			LEND Faculty Member		test citatic test publis		Aug-22	

How to Read Data in the .CSV Files

The first column includes two essential links:

- [**NIRS Table and Field Definitions**](#): this is the data dictionary of the NIRS database. It includes a list of all tables with listed field datatypes. We are transparent in our approach, so we are giving you all information about database architecture.
- [**Code Table Definitions**](#): that table displays the relationship between the online display value and the value entered in the database.

Example: Code Table Definition

A


activity goal profunding	corefocusnew core_focus
T	Interdisciplinary Preservice Preparation (Training Trainees)
A2	Continuing Education/Community Training
A1	Technical Assistance
S1	Direct Clinical Services/Model Services
S2	Other Direct/Model Services
S3	Demonstration Services
R	Performing Research or Evaluation
D	Product Development and Information Dissemination

I	J	K	L	M	N	
No_Projec	ActivityDu	Duration_	recurring	type_of_action	corefocus	F
1	5	0	1	Advocacy	A2	C
0		1		Direct Service	S2	
1		1	1	Advocacy	A1	
1		1	1	Capacity building	A1	
1		1	1	Capacity building	A1	
0	4	0		Direct Service	S1	
1	4	0		Direct Service	S1	
1		1			R	
1	1	0			A2	S
0	30	0		Capacity building	D	
0		1		Systemic change	D	
1		1	1	Capacity building	T	


▲ ACTIVITY CORE FUNCTION

MANAGE


Continuing Education/Community Training ([read definition](#))

 Add

Demonstration Services ([read definition](#))

 Add

Direct Clinical Services/Model Services ([read definition](#))

 Add

Interdisciplinary Preservice Preparation (Training Trainees) ([read definition](#))

 Add

Other Direct/Model Services ([read definition](#))

 Add

Performing Research or Evaluation ([read definition](#))

 Add

Product Development and Information Dissemination ([read definition](#))

 Add

Technical Assistance ([read definition](#))

 Add

Example: Code Table Definition Cont.

B

activity	collaboration
na	Not Applicable/No Collaborating Agency
state_title_v	State Title V Agency
mchb	Other MCHB Funded or Related Program
state_health_dept	State Health Dept.
state_adolescent_health	State Adolescent Health
clinical	Clinical Programs/Hospitals
health	Other Health-Related Program
healthinsurance	Health Insurance/Managed Care Organization
medicaid	Medicaid
ddc	Development Disabilities Council
paa	Protection & Advocacy Agency (P&A)
ucedd	Another UCEDD
childcare	Childcare/Early Childhood/Part C Infants and Toddlers
head_start	Head Start/Early Head Start
special_education	State/Local Special Education (3-21)
general_education	State/Local General Education
secondary_education	Post Secondary Education (Community College-University)
voc	Employment/Voc Rehab
mrdd	State/Local DD Agency or Provider

***Agencies Collaborating on the Work of the Activity**

Not Applicable/No Collaborating Agency ☐

***Primary Agency Collaborating on the Work of the Activity** _____

All Agencies Collaborating on the Work of the Activity (Must check all that apply)
(Name of agency/ies may be supplied in space provided)

- ☐ State Title V Agency
- ☐ Other MCHB Funded or Related Program
- ☐ State Health Dept.
- ☐ Clinical Programs/Hospitals
- ☐ State Adolescent Health
- ☐ Other Health-Related Program
- ☐ Health Insurance/Managed Care Organization
- ☐ Medicaid

Break



A project of AUCD to support Autism CARES programs

Benefits of the Import Tool

Data Import Tool lets you upload data in bulk from external sources into NIRS. The Import tool is designed to decrease the time spent on data entry in NIRS.

Data can be imported into four datasets:

- Projects
- Activities
- Products
- Trainees (Main + Annual records)

We will be covering two scenarios for the Import Tool:

1. Transferring multiple records from the previous FY/PE year into a new one
2. Collecting data in an excel spreadsheet and importing it into NIRS.

Modifications to Prepare .CSV Export File for Publications and Activities Datasets to Import

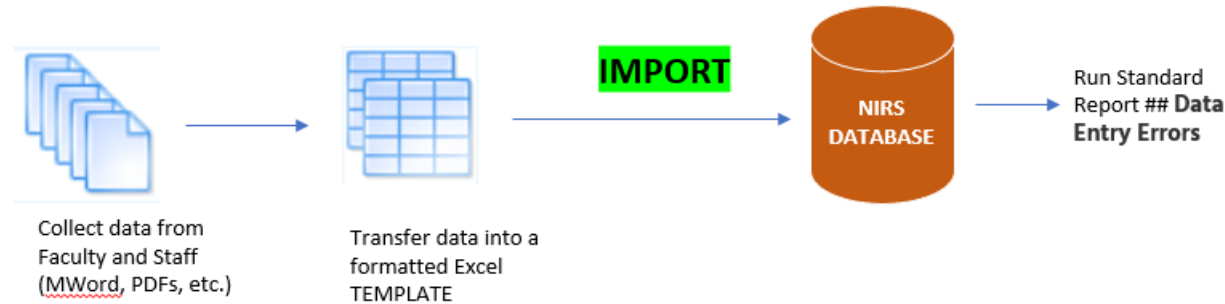
	Publications	Activities
1	ID number *Start with 10	ID number *Start with 10
	This step is ONLY if you are UCEDD/LEND :	
2	flip 'LEND,UCEDD' to 'UCEDD,LEND'	flip 'LEND,UCEDD' to 'UCEDD,LEND'
3	Update reporting year (column Z, FYPubDate) from whatever is in the file to a current year	update Activity Date (Column D, ActivityDate) from whatever is in the file to a current year
4		ProjectId = 0 for all records Secondary_ProjectID = 0 for all records
4	Update Publication Date (column L, PubDate) to the current year	If column K, Duration_Not_Applicable, is 1, add 0 (zero) to column J, ActivityDuration.
5		If column DG, collaboration is 'na,' add 'na' to the column DF, collab_primary_agency

6	If the dataset uses User-Defined Fields: the same steps for all datasets
	<p>a) Find column(s) in the .CSV file with header(s) that match the Label/Name of a user-defined field(s); During the Export, the NIRS application replaces all symbols, except letters, with "_."</p> <p>Example: Include_record_in_NoCost_Extension_NCE_</p>
	<p>a) You need to reverse the process of adding "_." The simplest way is to go to the online form, copy the label for those user-defined fields, and replace the column's header.</p> <p>Example: Include_record_in_NoCost_Extension_NCE_ Include record in No-Cost Extension (NCE) for</p>

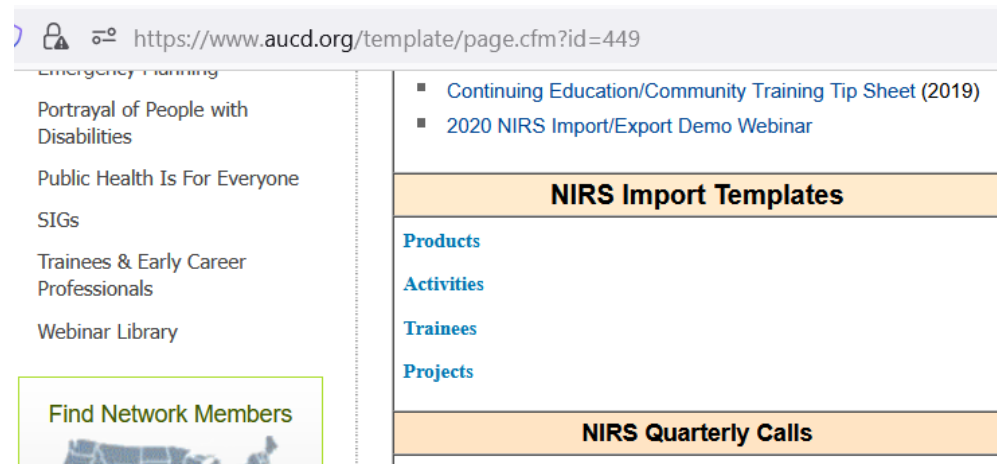
Note: Instructions for Projects dataset will be added to the final presentation

Collecting Data in an Excel Spreadsheet and Importing It into NIRS

You have collected data in an excel spreadsheet and want to add it to NIRS.



[NIRS Resource](#) > NIRS Import Templates



Import Tool Resources and Tips

There is a helpful video detailing the mapping spreadsheet and Import Process.

- [2020 Import Tool Webinar](#)

Import Tool Tips:

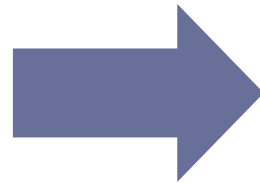
- Each template contains helpful examples to guide your process.
- Do not forget to delete the example rows before you import.
- All data imported will be added to the current program/fiscal year
- Break each column into individual steps. Take each column in the excel templates step by step.
- Run Standard Report > Data Entry Errors
- We are here to help! Message NIRS@aucd.org with any questions

**Thank You for Attending
the NIRS Bootcamp!**

Thank You for Joining Us!

- The recording will be archived and available as soon as possible.
- Please take 2 minutes to provide feedback on today's boot camp session: <https://www.surveymonkey.com/r/NIRSbootcamp4>

or scan the
QR Code



This bootcamp session is provided in partial fulfillment of tasks outlined in a cooperative agreement (#2A5MC11068-15-00) between AUCD and the Maternal and Child Health Bureau (MCHB). The contents do not necessarily reflect the views or policies of MCHB, the Health Resources Services Administration, U.S. Department of Health and Human Services, or the U.S. Government