




How to Access the AUCD 2023 Conference App

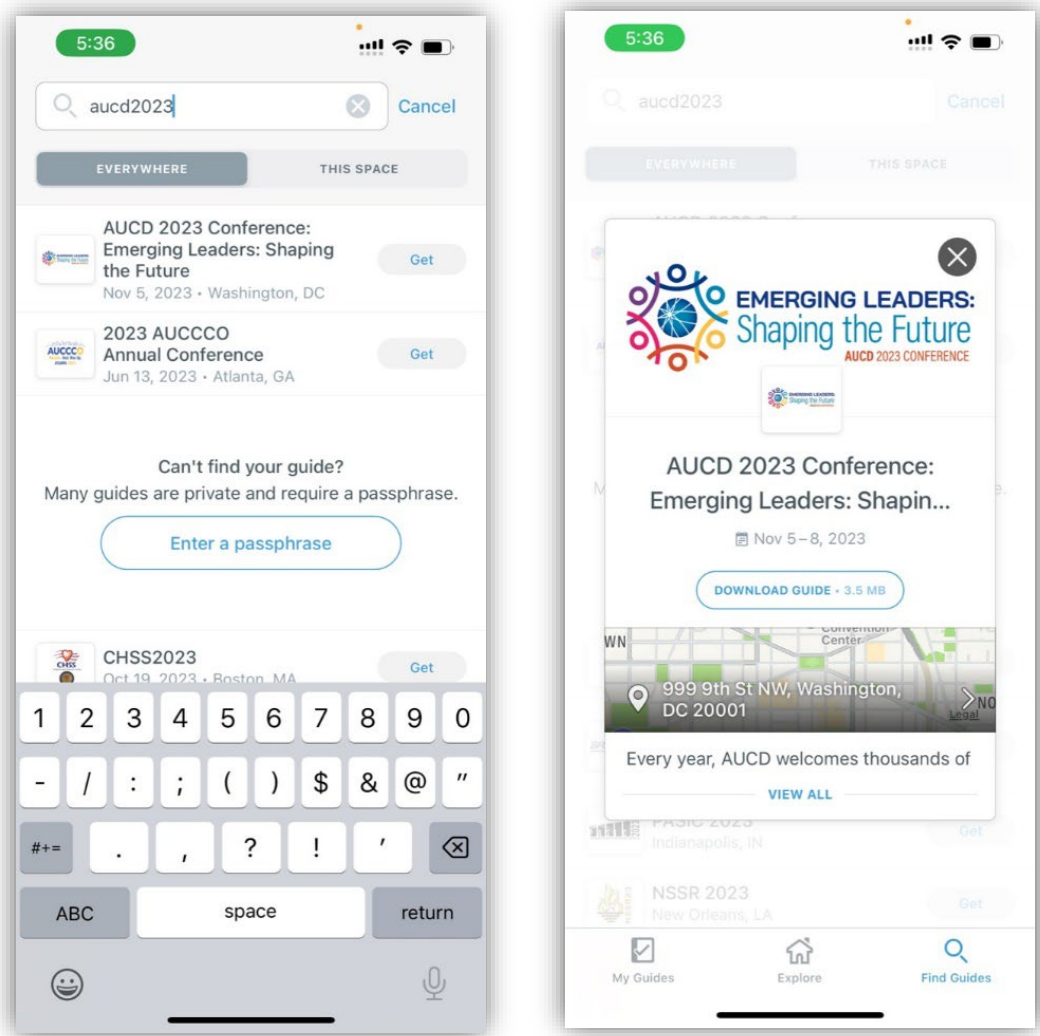
The AUCD Conference App can be accessed in several ways:

For iPhones and iPads: Search for “Guidebook” in the Apple App Store

1. Tap the App Store icon on your phone’s home screen. This will take you to the App Store.
2. Find search feature in App Store and search for “Guidebook.”




3. Guidebook is free. Tap the “**get**” (or “**cloud-like**” button if you have downloaded it before) for installation.
4. Enter the “Guidebook” app by tapping it. Then tap “Download Guides” and search “AUCD 2023.” Download the app by tapping.



5. "AUCD 2023 Conference: Emerging Leaders: Shaping the Future" will now show up on you home page inside the guidebook app.

For Androids: Search for AUCD 2023 in the Play Store

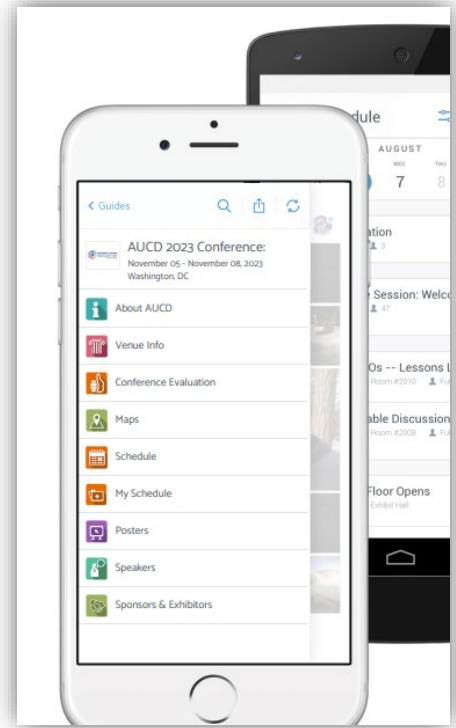


1. Tap the Play Store icon on your phone's home screen. This will take you to the Google Play Store.
2. Find search feature in Google Play Store and search for "Guidebook."
3. Guidebook is free. Tap to select it. The details screen will appear, and you can read more about the app, its features and the developer.
4. Tap the "**Download**" button for installation.
5. Tap "**Accept & Download**" to accept the permissions for the app - app will start downloading immediately.
6. When you've installed the AUCD 2023 Conference app, it'll appear on your home screen of your Android phone.
7. Enter the "Guidebook" app by tapping it. Then tap "Download Guides" and search "AUCD." Download the app by tapping.
8. "AUCD 2023 Conference: Emerging Leaders: Shaping the Future" will now show up on you home page inside the guidebook app.

For all other mobile phone users and for laptops and PC's, view the app by visiting <https://guidebook.com/g/aucd2023>

There are 18 icons on the Conference App:

- **About AUCD:** Describes the AUCD 2023 Conference
- **Venue Info**
 1. Hotel Information: Details about the Marriott Westin (previously Renaissance)
 2. Penn Quarter District
 3. Transportation: Getting to the hotel by public transportation
- **Maps**
 1. Maps of the hotel:
 - a. Two hotel levels (Ballroom Level and Meeting Level). To go to the next map, tap the arrow to the left or right.
 2. Maps of the area
- **Schedule:** The Conference program day by day (use the arrows to go backwards and forward between the days)
- **My Schedule:** Your Personal Schedule can go in here. Put in the sessions/meetings/etc. you would like to go to. To add a session to your schedule, go to the “schedule” button and choose the session you want. Then select “add to my schedule” at the bottom.
- **Posters:** See which posters will be presented at the poster session (look at the schedule for times of the posters)
- **Speakers:** You can search for speakers at the Conference
- **Sponsors & Exhibitors:** A list of Sponsors & Exhibitors- so please visit their booths and thank our sponsors
- **Awards:** A list of the 2023 Awardees (**Available November 4**)
- **FAQs (Frequently Asked Questions):** Tap on the questions for answers
- **COVID:** Health and safety details
- **Social:** Direct links to AUCD’s social media channels
 - **Twitter**



- **YouTube**
- **Facebook**
- **Instagram**
- **Photo Album:** Conference Attendees can post their pictures here and share with everyone else that is using the app
- **Attendees:** A list of everyone who has registered for the Conference. You might find a friend/colleague who is attending.
- **Interact:** Use this feature to view and post messages about Conference events in real-time
- **Check-in:** Connect with other attendees
- **To-do:** Make your own “To Do” list
- **Donate:** Support AUCD by making a tax-deductible donation
- **Conference Evaluation:** Please fill the evaluation out. It will help us to plan for future Conferences **(Available November 8)**

Throughout the Conference, you will receive pop-up notifications as reminders to upcoming events. Stay tuned!