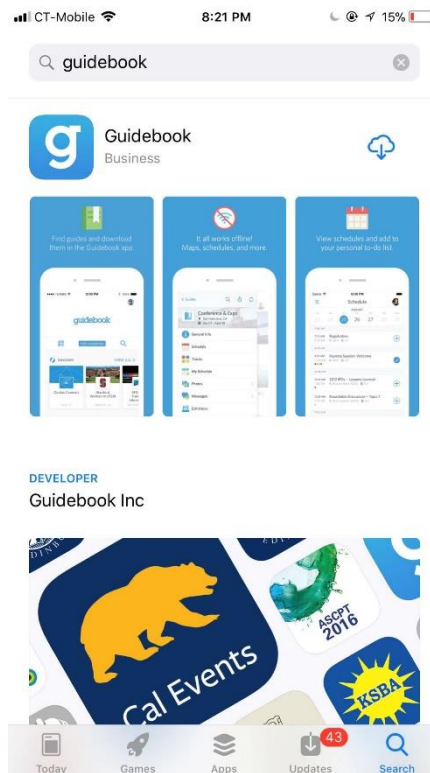


How do you get the 2019 AUCD Conference

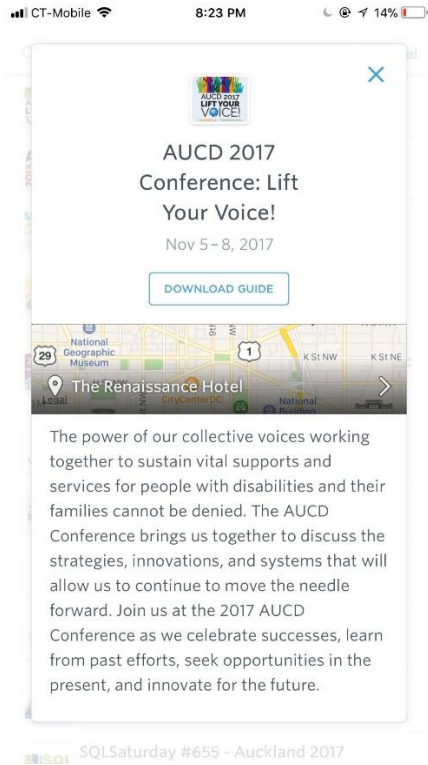
App? The AUCD Conference App can be accessed in several ways:

For iPhones and iPads

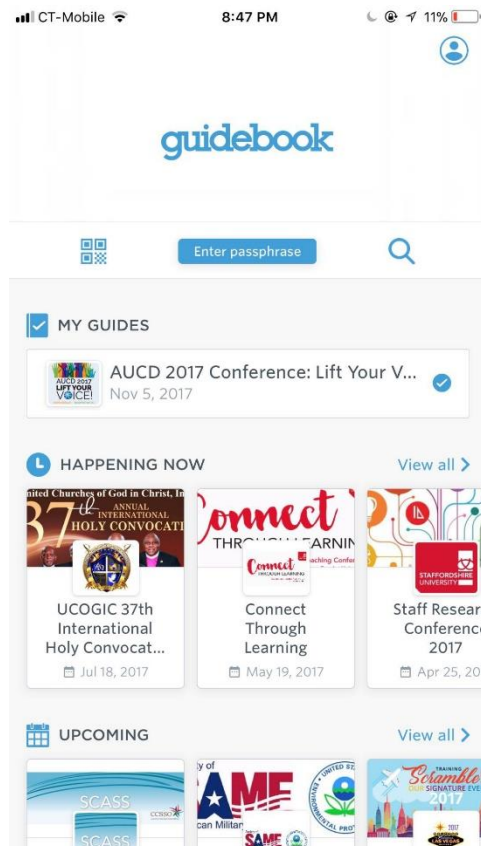
1. Search for “Guidebook” in the Apple App Store.



2. Tap the App Store icon on your phone’s home screen. This will take you to the App Store.
3. Find search feature in App Store at bottom right and search for “Guidebook”.
4. Guidebook is free. Tap the **“get”** (or a **“cloud-like”** button if you have downloaded it before) for installation. If you want to read more about the app, its features and the developer, tap the blue guidebook icon, the details screen will appear.
5. Enter the “Guidebook” app by tapping it. Sign up, log in, or simply skip the log in page.
6. Then tap the “search” icon and search “aucd”, tap “AUCD 2019 Conference” from the search result list.
7. Click “download guide” button after that -app will start downloading immediately.




8. Tap “open” to open the guide, and “AUCD 2019 Conference: Leading Change Together” will now show up on you home page inside the “Guidebook” app.

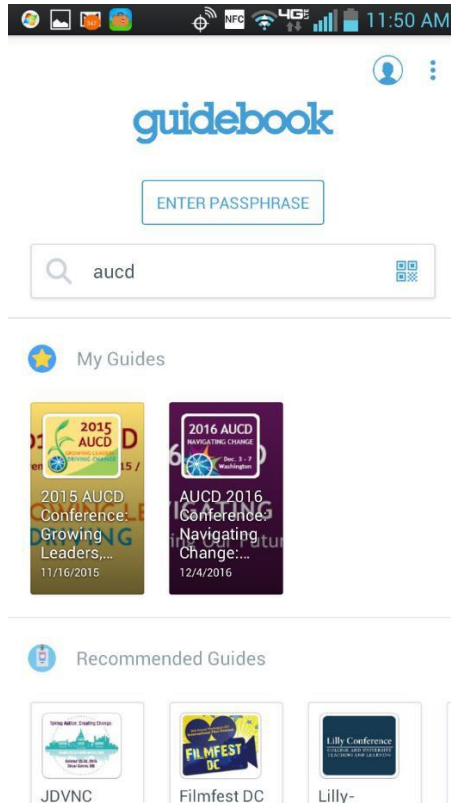


For Androids

1. Search for “Guidebook” in the Play Store.



2. Tap the Play Store icon “Guidebook” on your phone’s screen. This will take you to the Play Store.
3. Find search feature in Play Store and search for “Guidebook”.
4. Guidebook is free. Tap to select it. The details screen will appear, and you can read more about the app, its features and the developer.
5. Tap the **Install** button for installation.
6. Tap **Accept** button to accept the permissions for the app - app will start downloading immediately.
7. After installing Guidebook search for “AUCD”. Tap “AUCD 2019 Conference: Leading Change Together” from the search result list and click button “Get this Guide” after that.



8. When you've installed AUCD 2019 Conference app, it'll appear on your home screen of your Android phone.
9. "AUCD 2019 Conference" will now show up on you home page inside the guidebook app.



The power of our collective voices working together to sustain vital supports and services for people with disabilities and their families cannot be denied. The AUCD Conference brings us together to discuss the strategies, innovations, and systems that will allow us to continue to move the needle forward. Join us at the 2017 AUCD Conference as we celebrate successes, learn from past efforts, seek opportunities in the present, and innovate for the future.

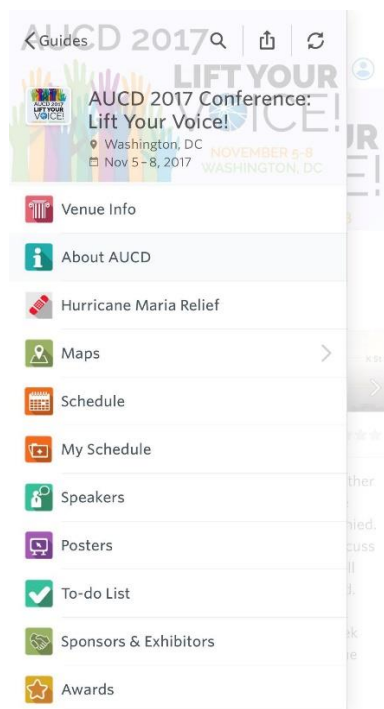
For all **OTHER Mobile Phone** users and for laptops and PC's click on this link:

<https://guidebook.com/guide/108254>



If you need help down load it or anything about, feel free to ask any of the AUCD'S staff either by calling us at the office or at the conference.

App Screenshot



There are 20 icons or links that lead to different information:

- **Venue Info**
 1. Hotel info: talks about the hotel.
 2. Penn Quarter District: talks about the neighborhood.

- **About AUCD:** general information about the conference.

-

- **Maps**
 1. Maps of the hotel:
 - a. Three hotel levels (Ballroom, Ballroom Lobby and Meeting Room). To go to the next map, tap the arrow to the left or right.

 2. Maps of the area.

- **Schedule:** The conference program day by day.

- **My Schedule:** Your Personal Schedule can go in here. Put in the sessions/meetings/etc. you would like to go to.

To add a session to your schedule, go to the “schedule” button and choose the session you want. Then select “add to my schedule” at the bottom.

- **Speakers:** You can look here for speakers at the conference.

- **Posters:** See which posters will be presented at the poster session (look at the schedule for times of the posters) .

- **To –do:** Make your own “To Do” list.

- **Sponsors & Exhibitors:** A list of Sponsors & Exhibitors- so please visit their booths and thank our sponsors.

- **Awards:** A list of this years’ awardees. Tap on their names, and find out about them.

- **Social:** Different forms of Social Network
 - Twitter
 - YouTube
 - Facebook
 - Instagram
 - Photo Album: Conference Attendees can post their pictures here and share with everyone else that is using the app.
- **FAQ (Frequent Asked Questions):** Tap on the question that you are wondering about, and find out the answer.
- **Attendees:** A list of everyone who has registered for the conference- You might find a friend/colleague who is attending. Tap on the name and find out information (contact, etc.) about them.
- **Check-In:** after login into app you can connect with other attendees.
- **Messaging:** after login into app you can send message to the fellow attendee.
- **Conference Evaluation:** Please fill the evaluation out. It will help us to plan for future conferences.
- **Donate:** this is where you can donate to AUCD.
- **Alerts:** messages from AUCD about what's happening during the conference that's important to know.
- **Interact:** after login into app all attendees can view and post messages about the conference events in real time.