

## How do you get the App Tool?

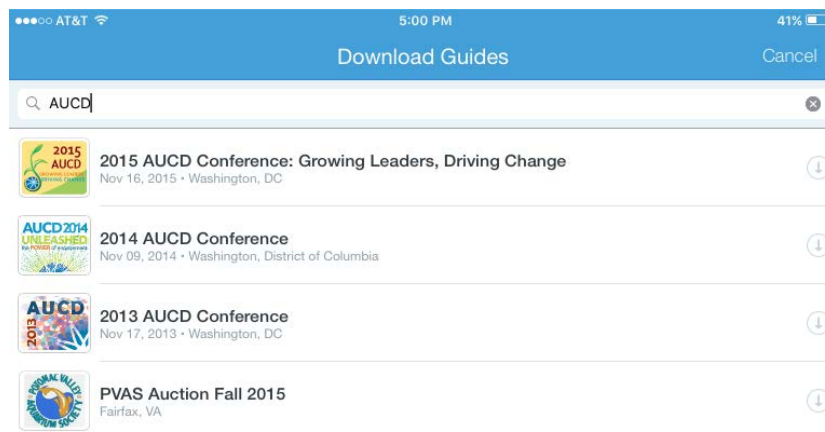
The AUCD Conference App can be accessed in several ways:

For iPhones and iPads: Search for “Guidebook” in the Apple App Store

1. Tap the App Store icon on your phone’s home screen. This will take you to the App Store.
2. Find search feature in App Store and search for “Guidebook”.



3. Guidebook is free. If you tap that button, it transforms into an “Install” button. Tap “Install” to download, install and begin using the program. If you don’t want to install it, just tap somewhere else on the page.
4. When you’ve installed 2015 AUCD Conference app, it’ll appear on your home screen of your device.
5. Enter the “Guidebook” app by tapping it. Then tap “Download Guides” and search “AUCD 2015 Conference”. Download the app by tapping.



6. “2015 AUCD Conference: Growing Leaders, Driving Change” will now show up on your home page inside the guidebook app.

## For Androids: Search for AUCD 2015 in the Play Store

1. Tap the Play Store icon on your phone's home screen. This will take you to the Google Play Store.
2. Find search feature in Google Play Store and search for "Guidebook".
3. Guidebook is free. Tap to select it. The details screen will appear, and you can read more about the app, its features and the developer.
4. Tap the **Download** button for installation.
5. Tap **Accept & download** to accept the permissions for the app - app will start downloading immediately.
6. When you've installed 2015 AUCD Conference app, it'll appear on your home screen of your Android phone.
7. Enter the "Guidebook" app by tapping it. Then tap "Download Guides" and search "2015 AUCD". Download the app by tapping.



8. "2015 AUCD Conference" will now show up on you home page inside the guidebook app.

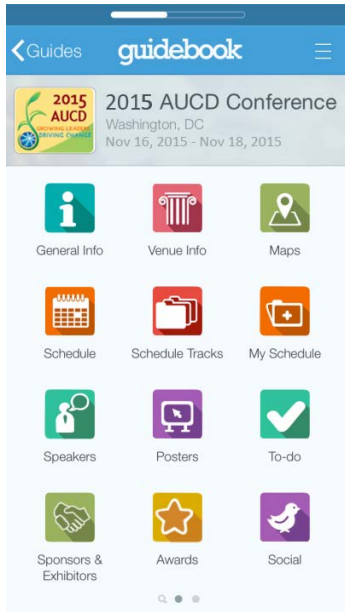
For all other mobile phone users and for laptops and PC's click on this link:

<https://guidebook.com/guide/48254/>

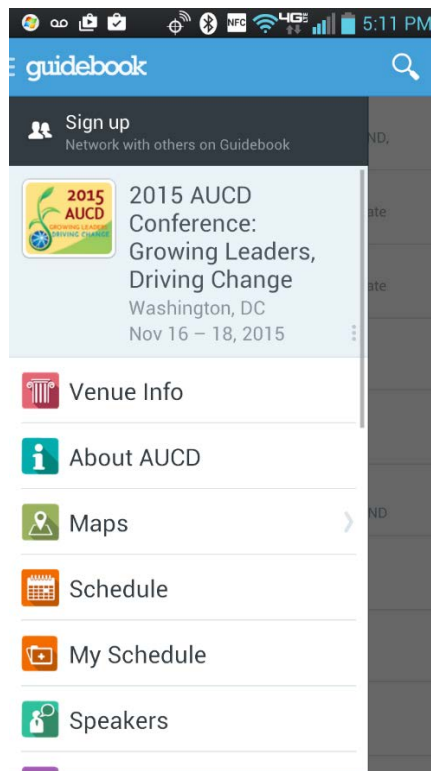
If you need help down load it or anything about, feel free to ask any of the AUCD'S staff either by calling us at the office or at the conference.

## App Screenshots

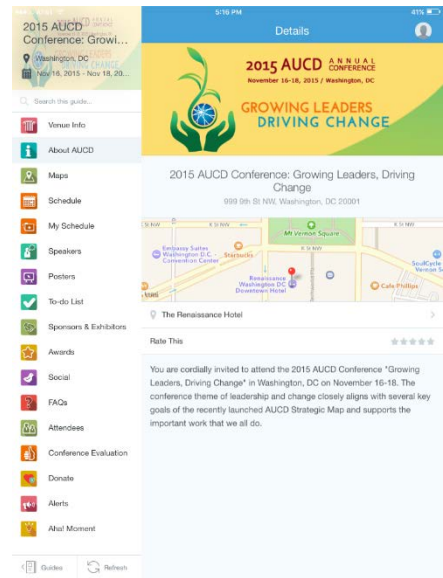
IPhone Screenshot



Android Screenshot

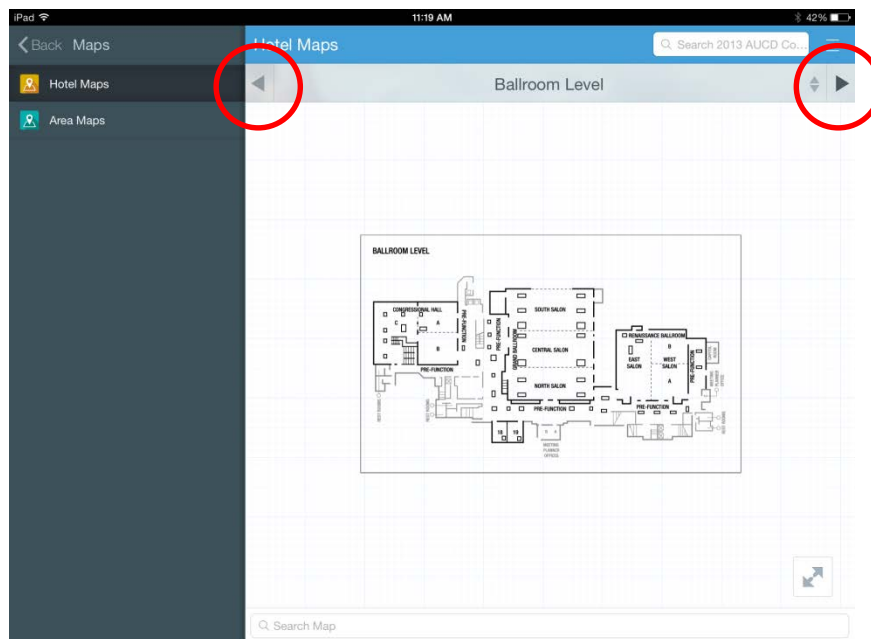


IPad Screenshot



## There are 16 icons or links that lead to different information:

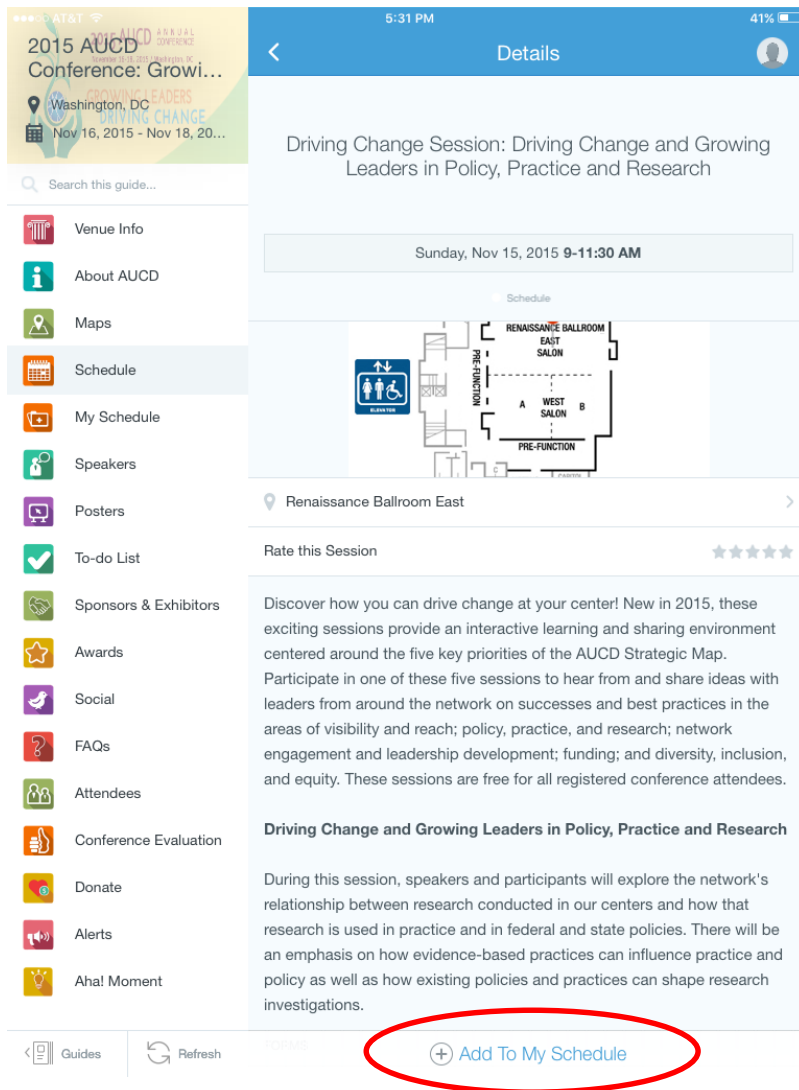
- **General info:** Describes AUCD, the network and the conference.
- **Venue Info**
  1. Hotel info: talks about the hotel
  2. Penn Quarter District: talks about the neighborhood
  3. Transportation: Getting to the hotel by public transportation
  4. Running Map: If you want to take a run before or after the day, here's some ideas on where to jog/run
- **Maps**
  1. Maps of the hotel:
    - a. Three hotel levels (Ballroom, Ballroom Lobby and Meeting Room). To go to the next map, tab the arrow to the left or right.



2. Maps of the area
- **Schedule:** The conference program day by day (use the arrows to go backwards and forward between the days)
  - **My Schedule:**

Your Personal Schedule can go in here. Put in the sessions/meetings/etc. you would like to go to.

To add a session to your schedule, go to the “schedule” button and choose the session you want. Then select “add to my schedule” at the bottom.



- **Speakers:** You can look here for speakers at the conference
- **Posters:** See which posters will be presented at the poster session (look at the schedule for times of the posters)
- **To –do:** Make your own “To Do” list
- **Sponsors & Exhibitors:** A list of Sponsors & Exhibitors- so please visit their booths and thank our sponsors

- **Awards** : A list of this years' awardees. Tap on their names, and find out about them
- **Social**: Different forms of Social Network
  - **Twitter**
  - **Youtube**
  - **Facebook**
  - **Instagram**
  - **Photo Album**: Conference Attendees can post their pictures here and share with everyone else that is using the app
- **FAQ ( Frequent Asked Questions)**: Tap on the question that you are wondering about, and find out the answer
- **Attendees**: A list of everyone who has registered for the conference- You might find a friend/colleague who is attending. Tap on the name and find out information (contact, etc.) about them
- **Conference Evaluation**: Please fill the evaluation out. It will help us to plan for future conferences
- **AHA! Moment**: Take this survey and share your ideas with us

During the conference, there may be alerts from AUCD about what's happening during the conference that's important to know.