

# UCEDD Resource Center

A project of AUCD, in partnership with AIDD, to strengthen and support the network of UCEDDs

## 2016 UCEDD State/Territory Needs Assessment Process

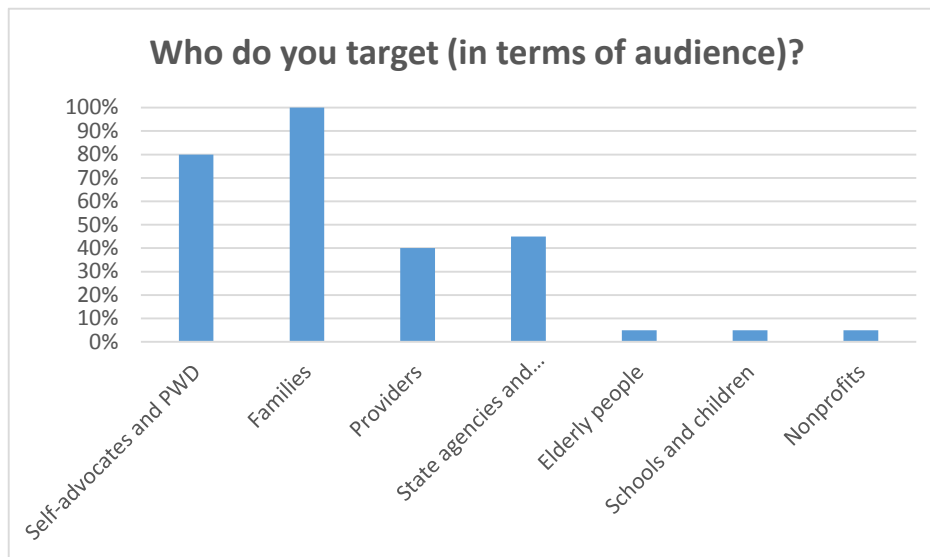
This report presents responses from UCEDD directors on their individual state needs assessments. A total of twenty (20) directors responded.

Responses to each question are summarized below. Not all respondents responded to every question.

---

### I. Who do you target (in terms of audience)

Summary: 90% of respondents identified multiple target audiences. 80% of respondents identified self-advocates/people with disabilities as a target audience. 100% of centers identified families of people with disabilities as a target audience. 40% identified providers as a target audience. 45% identified state agencies and legislators as a target audience, while 5% identified that they would like to target state agencies and legislators in the future, but are not currently doing so. 5% focus on the elderly and 10% focus on schools and children. 5% reported focusing on nonprofit entities such as the Arc.

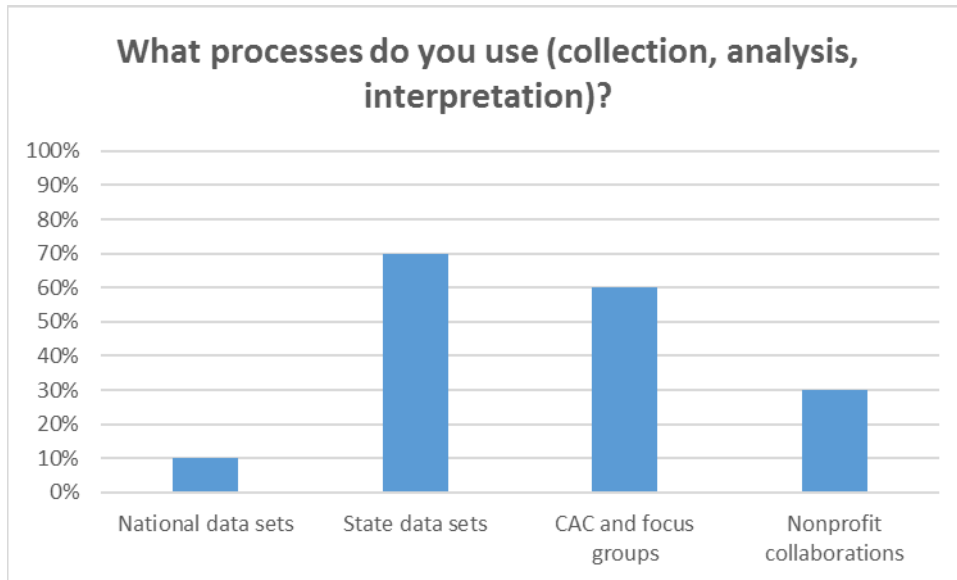


### II. What processes do you use (collection, analysis, interpretation)?

Summary: 100% of directors who responded to this question reported using multiple collection, analysis, and interpretation processes.

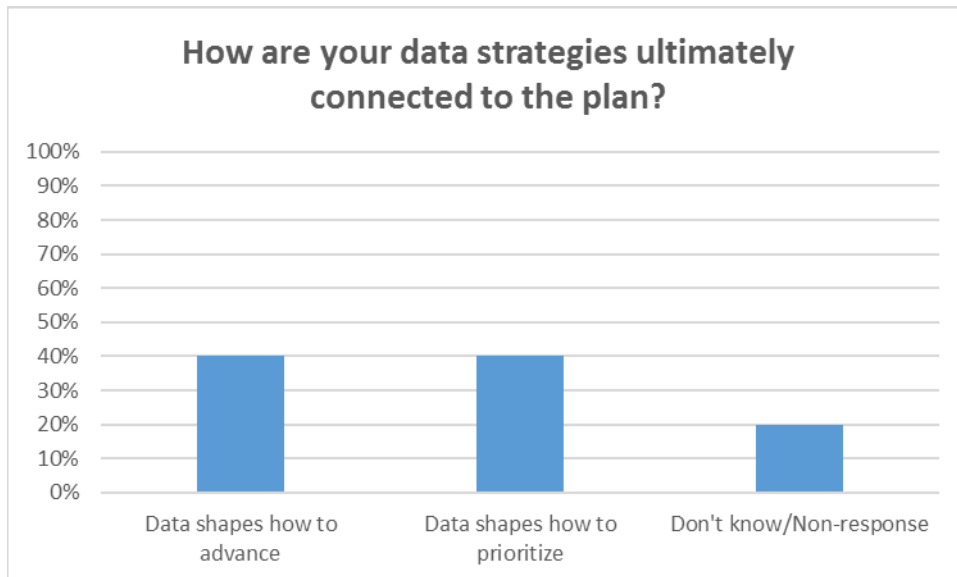
10% used national data sets such as census data or the National Report on Employment Outcomes. 70% used state data sets and information from their state's developmental disability

council. 60% reported using their CAC and focus groups. 30% described collaboration between their centers and other nonprofit entities, such as the Arc.



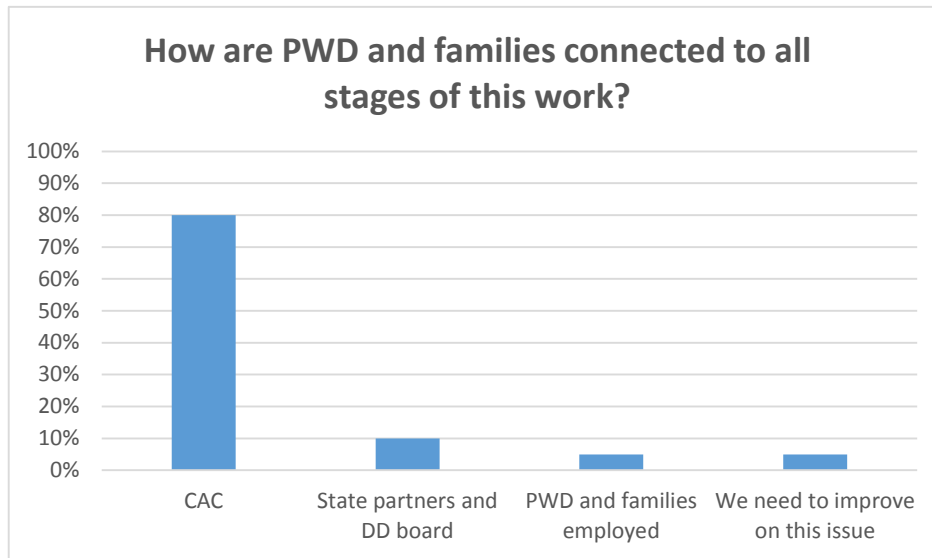
### III. How are your data strategies ultimately connected to the plan?

Summary: 40% of directors reported using data strategies to shape how and in what ways the strategic plan can be advanced. 40% use the data to shape how the different parts of the strategic plan need to be prioritized. 20% did not answer or stated that they did not know how to answer.



#### IV. How are people with disabilities and their families connected at all stages of this work?

Summary: 80% of respondents identified their CAC as their primary mode of involving people with disabilities. 5% of centers reported needing to further integrate people with disabilities and their families into the work. 10% identified state partners and DD boards as their primary involvement. Only 5% of centers reported family members and people with disabilities who work at the center itself as a source of involvement.



#### V. What other suggestions do you have for new UCEDD Directors as they undertake the assessment process?

Summary: Suggestions include:

- Build on existing available data
- Review plans with your state's DD council
- Collaborate with community organizations that have a related or intersecting interest
- Start early with your data collection
- Know the community
- Use NIRS
- Use multiple data sources