



University of Colorado

Boulder | Colorado Springs | Denver | Anschutz Medical Campus

COLEMAN INSTITUTE FOR COGNITIVE DISABILITIES

# **STATE OF THE STATES IN DEVELOPMENTAL DISABILITIES DATA ANALYSIS ISSUES**

**AUCD, AAIDD WEBINAR ON LARGE DATA SETS**

---

**Richard Hemp  
State of the States in Developmental Disabilities Project  
University of Colorado**

**November 14, 2011 Boulder, Colorado**

# COMPONENTS OF SPENDING FOR INDIVIDUALS WITH DISABILITIES IN THE U.S., 1997-2008

State of the States in  
Developmental Disabilities Project



- **For individuals with:**
  - ✓ **Intellectual and Developmental Disabilities (I/DD)**
  - ✓ **Mental Health Needs (MH)**
  - ✓ **Physical, Sensory Disabilities**
- **Data on spending and participants in:**
  - ✓ **Public and private institutions (16 or more persons)**
  - ✓ **Community services (15 or fewer persons)**
  - ✓ **In addition to Long-Term care data, there are spending/participant data for income maintenance, special education and health care**
- **Data are longitudinal: Fiscal Years 1997-2008**
- **Data from more than 38 sources**

# CATEGORIES OF THE MAJOR SOURCES OF DATA ANALYSIS

State of the States in  
Developmental Disabilities Project



<p><b>I. INCOME MAINTENANCE (9 Sources)</b></p> <p><b>A. Social Security Act</b></p> <ol style="list-style-type: none"> <li>1. Supplemental Security Income (SSI) and SSI State Supplement</li> <li>2. Social Security Disability Benefits</li> <li>3. Adult Disabled Child (ADC)</li> </ol> <p><b>B. Other Income Maintenance</b></p> <ol style="list-style-type: none"> <li>1. Veterans' Compensation</li> <li>2. Food Stamps</li> <li>3. HUD Rental Subsidies and Vouchers</li> </ol>	<p><b>IV. LONG TERM CARE (21 Sources)</b></p> <p><b>A. Institutional Long Term Care</b></p> <ol style="list-style-type: none"> <li>1. Psychiatric Hospitals</li> <li>2. I/DD Public and Private Institutions.</li> <li>3. Nursing Facilities</li> </ol>
	<p><b>B. Community Long Term Care</b></p> <ol style="list-style-type: none"> <li>1. Intellectual/Developmental Disability Residential and Day Program Services</li> <li>2. Mental Health Community Services</li> <li>3. Vocational Rehabilitation (VR)</li> <li>4. SSI State Supplement</li> <li>5. VR Independent Living</li> <li>6. Veterans' Rehabilitation</li> <li>7. Home and Community Based Services (HCBS) Waiver</li> <li>8. Medicaid Home Health Care</li> <li>9. Medicaid Personal Care</li> <li>10. Case Management</li> <li>11. HUD Construction Funding</li> <li>12. SSI/ADC for HCBS Waiver Participants</li> </ol>
<p><b>II. SPECIAL EDUCATION (4 sources)</b></p>	
<p><b>III. HEALTH CARE (4 sources)</b></p> <ol style="list-style-type: none"> <li>1. Medicaid</li> <li>2. Medicare</li> <li>3. Veterans Administration Health Care</li> </ol>	

**Source:** Braddock (2011), University of Colorado School of Medicine, Department of Psychiatry

# STUDY QUESTIONS THAT GUIDED THE DATA COLLECTION AND ANALYSIS

State of the States in  
Developmental Disabilities Project



- **What is the level of disability spending in the states? U.S.?**
- **How do the States vary in implementation of the community mandates of the Supreme Court's *Olmstead* decision?**
- **How does States' spending for community services vary by disability group?**
- **How significant is Medicaid in the financing of community services in the States, including the Medicaid Home and Community Based Services (HCBS) Waiver?**

# COMPONENTS OF DISABILITY SPENDING FOR LONG-TERM CARE IN THE U.S., 2008

State of the States in  
Developmental Disabilities Project



	I/DD \$	MH \$	Phys. Dis. \$	TOTAL \$s
<b>LONG-TERM CARE</b>	<b>\$55,387,090,446</b>	<b>\$66,796,822,466</b>	<b>\$77,012,035,774</b>	<b>\$199,195,948,687</b>
<b>TOTAL INSTITUTIONAL</b>	<b>\$11,242,443,612</b>	<b>\$30,811,239,828</b>	<b>\$59,960,691,611</b>	<b>\$102,014,375,050</b>
Inst. DD Long Term Care (16 + Public/Private)	\$8,509,677,742			\$8,509,677,742
Inst. MI Long Term Care (NASMHPD)		\$9,723,278,662		\$9,723,278,662
Nursing Facilities	\$2,732,765,870	\$21,087,961,166	\$59,960,691,611	\$83,781,418,646
<b>TOTAL COMMUNITY</b>	<b>\$44,144,646,835</b>	<b>\$35,985,582,639</b>	<b>\$17,051,344,163</b>	<b>\$97,181,573,636</b>
MH Comm. LTC (NASMHPD)		\$26,285,200,000		\$26,285,200,000
I/DD Comm. LTC <sup>1</sup>	\$16,094,057,177			\$16,094,057,177
SSI State Supplement		\$1,589,866,993	\$1,499,787,672	\$3,089,654,666
HCBS Waiver	\$23,808,137,055	\$72,134,231	\$3,741,183,216	\$27,621,454,502
HCBS Waiver SSI/ADC		\$51,818,619	\$1,179,994,690	\$1,231,813,309
Medicaid Clinic	\$1,139,724,066	\$1,963,644,133	\$2,113,370,267	\$4,077,014,400
Medicaid Personal Care	\$675,947,822	\$3,014,764,193	\$3,721,679,735	\$6,736,443,927
Medicaid Home Health Care	\$621,935,015	\$1,203,295,308	\$1,147,562,347	\$2,350,857,655
Medicaid Targeted Case Management	\$1,133,173,569	\$757,258,247	\$473,807,221	\$1,231,065,468
Veterans' Rehab <sup>2</sup>		\$80,862,329	\$496,725,738	\$577,588,067
RSA VR Services I/DD	\$606,234,353	\$877,511,024	\$2,335,347,521	\$3,819,092,898
VR Independent Living	\$30,418,830	\$39,364,171	\$312,845,772	\$382,628,773
HUD Construction	\$35,018,948	\$49,863,389	\$29,039,985	\$113,922,322

**NOTES:**

<sup>1</sup>Medicaid Waiver SSI/ADC and SSI State Supplement included with I/DD Comm. LTC in this table.

<sup>2</sup>Veteran's Rehab not applicable to persons with I/DD.

**Source:** Braddock, D. (2011). Coleman Institute, University of Colorado and CU School of Medicine, Department of Psychiatry, with support from the Administration on Developmental Disabilities and Office on Disability, U.S. DHHS.

# COMPONENTS OF DISABILITY SPENDING FOR MEDICAID LONG-TERM CARE, 2008

State of the States in  
Developmental Disabilities Project



	I/DD \$	MH \$	Phys. Dis. \$	TOTAL \$s
<b>MEDICAID LONG-TERM CARE</b>	<b>\$41,611,932,539</b>	<b>\$35,293,969,351</b>	<b>\$49,970,576,529</b>	<b>\$126,876,478,418</b>
<b>TOTAL INSTITUTIONAL</b>	<b>\$10,804,158,273</b>	<b>\$20,911,208,246</b>	<b>\$38,772,973,744</b>	<b>\$70,488,340,262</b>
Inst. DD Long Term Care (16 + Public/Private) <sup>1</sup>	\$9,026,824,677			\$9,026,824,677
Inst. MI Long Term Care (NASMHPD)		\$7,271,480,045		\$7,271,480,045
Nursing Facilities	\$1,777,333,596	\$13,639,728,200	\$38,772,973,744	\$54,190,035,540
<b>TOTAL COMMUNITY</b>	<b>\$30,807,774,266</b>	<b>\$14,382,761,105</b>	<b>\$11,197,602,785</b>	<b>\$56,388,138,156</b>
State MH Agency Medicaid		\$7,371,664,993		\$7,371,664,993
Medicaid HCBS Waiver	\$23,808,137,055	\$72,134,231	\$3,741,183,216	\$27,621,454,502
Medicaid ICF/ID < 16 Persons <sup>1</sup>	\$3,428,856,740			\$0
Medicaid Clinic/Rehab	\$1,139,724,066	\$1,963,644,133	\$2,113,370,267	\$4,077,014,400
Medicaid Personal Care	\$675,947,822	\$3,014,764,193	\$3,721,679,735	\$6,736,443,927
Medicaid Home Health Care	\$621,935,015	\$1,203,295,308	\$1,147,562,347	\$2,350,857,655
Medicaid Targeted Case Management	\$1,133,173,569	\$757,258,247	\$473,807,221	\$1,231,065,468
<b>NOTES:</b>				
<sup>1</sup> ICF/ID: Intermediate Care Facility/Intellectual Disability (not applicable to MH or Phys. Dis.)				

<b>MEDICAID LTC PERCENT OF TOTAL LTC SPENDING</b>	<b>75%</b>	<b>53%</b>	<b>65%</b>	<b>64%</b>
---	------------	------------	------------	------------

**Source:** Braddock, D. (2011). Coleman Institute, University of Colorado and CU School of Medicine, Department of Psychiatry, with support from the Administration on Developmental Disabilities and Office on Disability, U.S. DHHS.

# TOTAL DISABILITY SPENDING IN THE U.S., 2008

State of the States in  
Developmental Disabilities Project

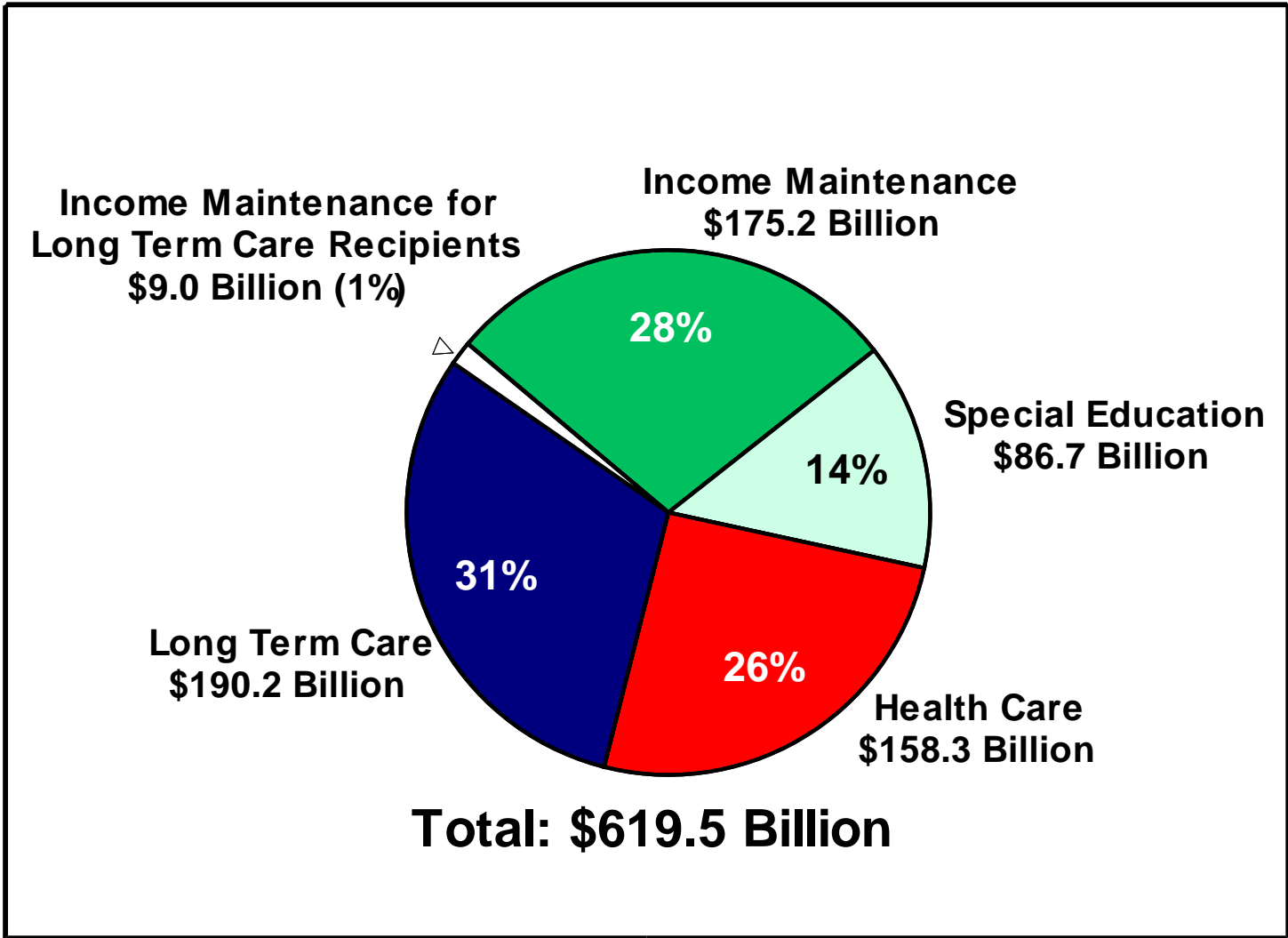


	I/DD \$	MH \$	Phys. Dis. \$	TOTAL \$s
<b>TOTAL SERVICES, INCOME MAINTENANCE</b>	\$113,846,190,503	\$174,555,986,059	\$331,053,176,135	\$619,455,352,696
<b>NOTE:</b>				
Amounts of SSI, ADC and SSI State Supplement funding excluded from total.	\$4,715,354,024	\$1,641,685,613	\$2,679,782,362	\$9,036,821,998

**Source:** Braddock, D. (2011). Coleman Institute, University of Colorado and CU School of Medicine, Department of Psychiatry, with support from the Administration on Developmental Disabilities and Office on Disability, U.S. DHHS.

# U.S. DISABILITY SPENDING: 2008

State of the States in  
Developmental Disabilities Project



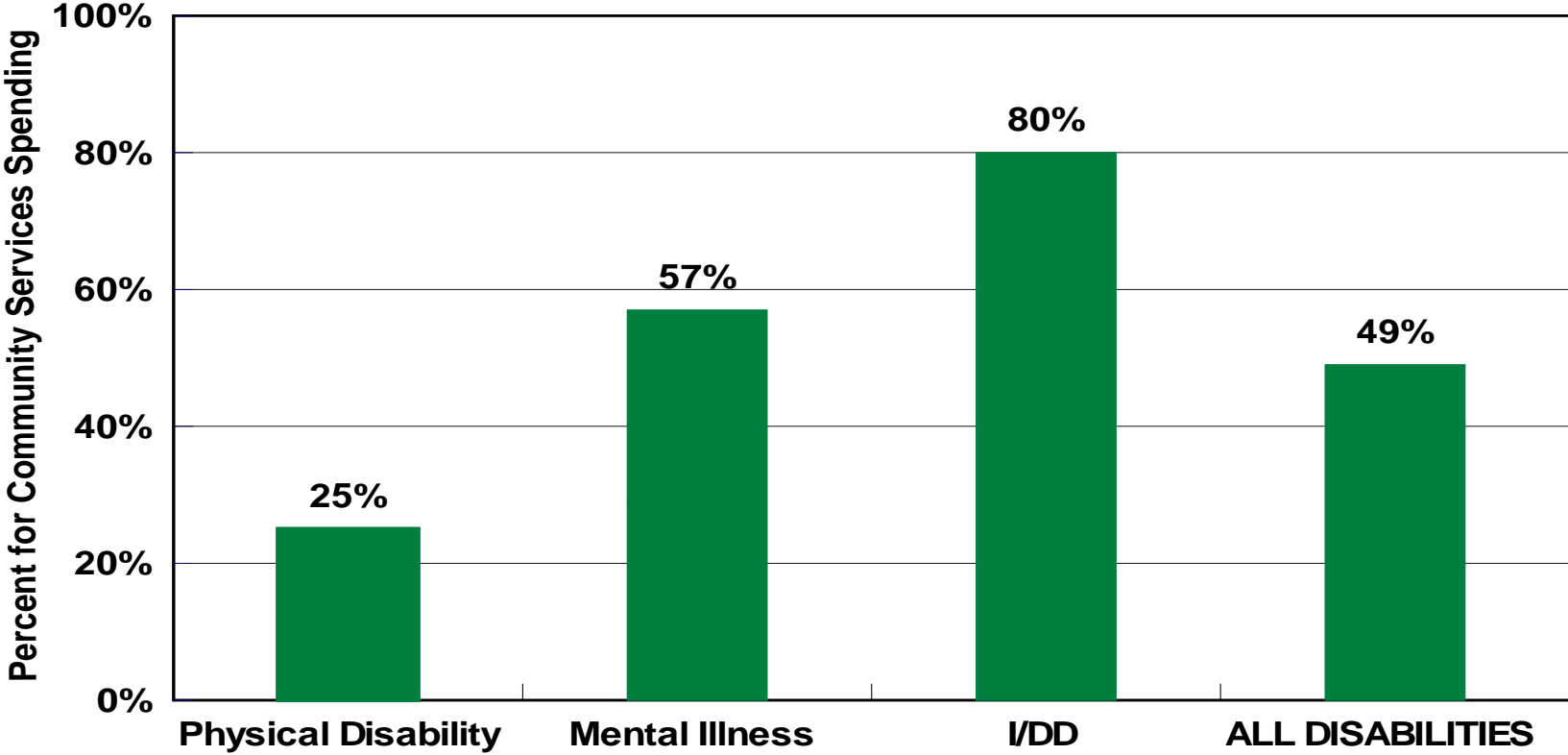
**Source:** Braddock, D. (2011). Coleman Institute, University of Colorado and CU School of Medicine, Department of Psychiatry, with support from the Administration on Developmental Disabilities and Office on Disability, U.S. DHHS.

# SPENDING FOR COMMUNITY SERVICES, U.S.: 2008

State of the States in  
Developmental Disabilities Project



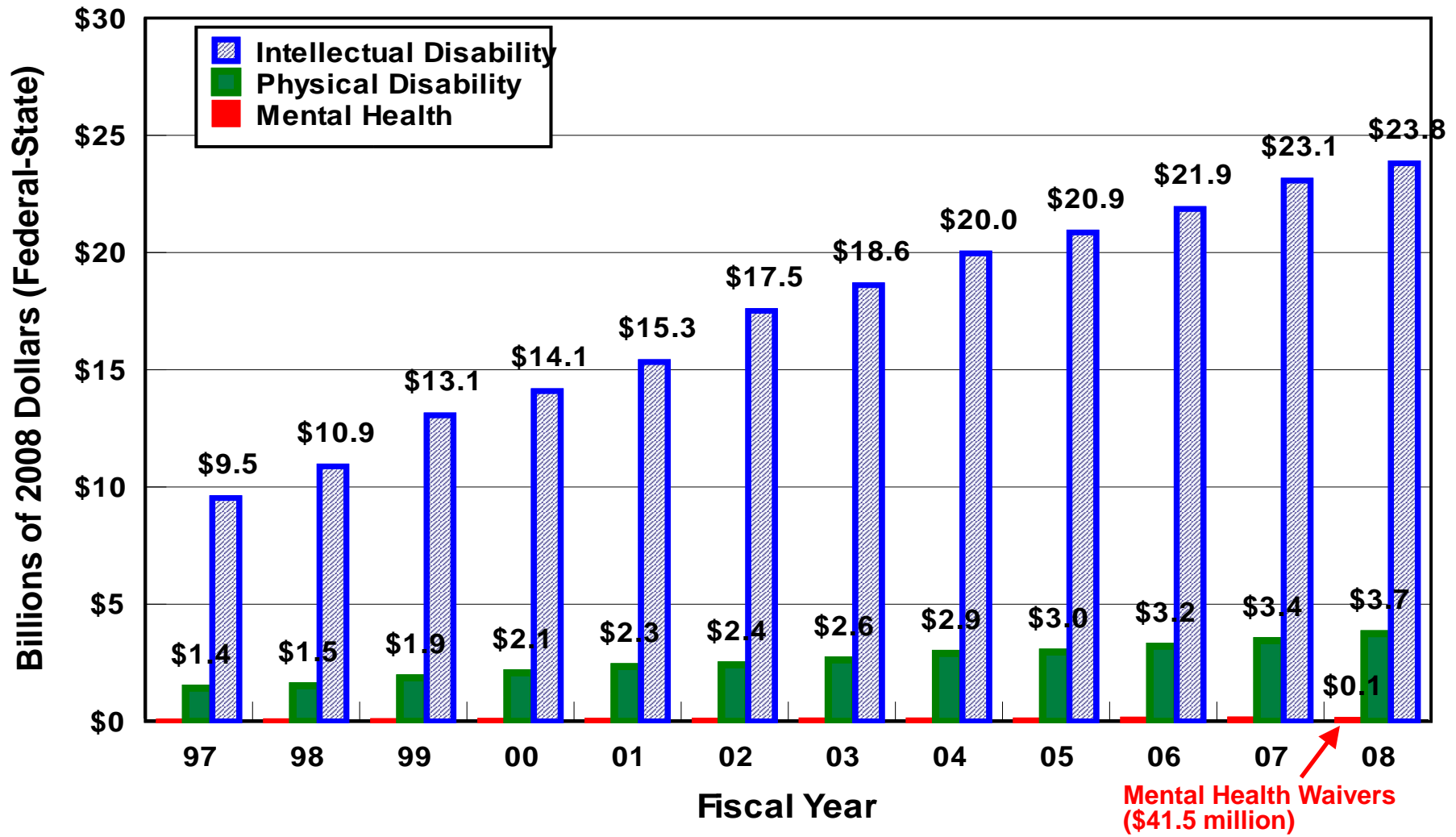
## PERCENT OF LONG-TERM CARE DISABILITY SPENDING FOR < 16 PERSON COMMUNITY SERVICES



Source: Braddock, D. (2011). Coleman Institute, University of Colorado and CU School of Medicine, Department of Psychiatry, with support from the Administration on Developmental Disabilities and Office on Disability, U.S. DHHS.

# HOME & COMMUNITY BASED WAIVER SPENDING BY DISABILITY GROUP IN THE U.S.: 2008

State of the States in  
Developmental Disabilities Project



Source: Braddock, D. (2011). Coleman Institute, University of Colorado and CU School of Medicine, Department of Psychiatry, with support from the Administration on Developmental Disabilities and Office on Disability, U.S. DHHS.

# **CONTACT INFORMATION**

State of the States in  
Developmental Disabilities Project



**Richard Hemp  
University of Colorado  
3825 Iris Avenue  
Boulder, CO 80301**

**E-mail: [rick.hemp@c.edu](mailto:rick.hemp@c.edu)**

**Phone: 303-735-0252**

## **WEBSITES:**

**<http://sos.arielmis.net/>**

**<http://sos.arielmis.net/index.php/cross-disability-charts>**

**Financial support from the Administration on Developmental Disabilities and the Office of Disability, U.S. Department of Health and Human Services, and assistance from State I/DD agencies in data collection is gratefully acknowledged.**